

Prosthetics  
Lower Limb



This catalogue is protected by copyright.

Reproduction of the complete catalogue, even in abstracts, in any form or by any means, is only permitted with explicit written authorisation of the Streifeneder ortho.production GmbH.

The indicated measurements and weights are guide values without obligation. Slight deviations in construction, shape, colour or scope of supply may occur. Products are subject to change without prior notice after press date of this catalogue, 2023-02-08.

Our general terms and conditions apply; they can be viewed anytime at [www.streifeneder.com/op](http://www.streifeneder.com/op).

# Content

• History.....	4 – 5
• Quality is our Claim .....	6 – 7
• Contacting us.....	7
• Development & Production .....	8
• Walky System by Streifeneder ortho.production .....	9
• ortho.production Academy.....	10– 11
• Protheses for Children .....	13 – 24
• Prosthetic Feet .....	25 – 58
• Modular Structural Parts .....	59 – 84
• Knee Joints.....	85 – 106
• Socket Comfort .....	107 – 180
Silicone Liners.....	119 – 132
Gel Liners .....	133 – 138
Care Products & Accessories .....	147 – 152
Stump Socks.....	153 – 178
• Locking Systems .....	179 – 206
• Waterproof components.....	207 – 220
• Accessories .....	221 – 242
• Little ABC's of Orthopaedics .....	243 – 249
• Explanation of Symbols.....	250
• Index .....	251
• Directory.....	252

# History

The Streifeneder firm is set up by Lilli and Friedrich Georg Streifeneder in Mannheim.

The first patent is applied for.

The property in Schöngesinger Straße in Fürstenfeldbruck is purchased.

The first orthopaedic workshop is fitted out in Fürstenfeldbruck near Munich.

Further orthopaedic workshops are set up to cater for war invalids.

The orthopaedic workshop starts up at the Bad Tölz Hospital.

The Munich site is opened. The wholesale business is expanded.

The plastics, Streifylen and Streifylast, are launched along with the requisite heat sources.

A production site is set up in Hungary to manufacture plastic products in small series.

The production and distribution division expands further. Move to the new company premises in Emmering, just outside Munich.

Export activities are stepped up.

Takeover of Maschinen-Schmid, the world market leader in socket router machinery.

The product range is extended by the prosthetics product division.

Traditional in-house production is extended and the product spectrum expanded by modular components. "Everything from a single source" – with our very own department for workshop planning we can now help to realize our clients' wishes even better.

The new site in Emmering is extended by further storage space to 6,000 qm.

Establishment of distribution structure in China.

Streifeneder ortho.production GmbH is set up as an independent subsidiary. Streifeneder ortho.production GmbH exports to more than 100 countries.

Streifeneder ortho.production GmbH wins the "red dot design award" for the knee joint KINEGEN.stream.

- 2010 A new building is purchased for Streifeneder ortho.production GmbH in Emmering.
- 2011 Opening of the branch Streifeneder India, located in Gurgaon/Haryana.  
Establishment of distribution structures in Latin America.  
Relocation of Streifeneder ortho.production to the new building with modern training and education-, logistics- and administration centre.  
Foundation of Streifeneder Training Centre in Emmering.
- 2012 Grand opening of Streifeneder Training Centre, with focus on national and international markets.  
Streifeneder ortho.production GmbH wins the "red dot design award" for the therapeutic shoe Pluto.
- 2013 The US-American distribution partner Euro International, located in Tampa/Florida, is integrated in the company as Streifeneder USA.
- 2014 Streifeneder group receives a new corporate design with new company logo.
- 2017 New partner and distributor BroadBay launches distribuion in United States and Canada.
- 2018 Development of prosthetic feet GO.smart and GO.free.
- 2019 Florian Streifeneder becomes General Manager.



# Quality is our Claim

We are convinced that only constant technical innovation and development is the key to a steady improvement of products and optimal patient care. We apply high standards to be able to offer each of our clients exactly those high-quality products he requires. Each of our products is subject to a continuous quality planning, quality control, quality monitoring and quality improvement. In order to be able to satisfy even most individual customer requirements and also in order to close product-related gaps in the market, it is essential to have our own production series with large lot sizes, but to also offer products with very individual unit numbers.

Despite the rapid development of the export business within the last years and the opening up of new markets such as Brazil, we still value Germany as our location to do business. We are proud of the quality standard "Made in Germany" and even in times of a continuously increasing cost pressure and growing competition due to globalization, we still produce predominantly in Germany.



## Quality management

More than ninety years of experience, as well as the certified quality management system we introduced in 1998 according to EN ISO 13485; ensure highest quality level.

This quality management system is applied to all business divisions. Especially our product development division makes sure that the high level of quality is not only maintained but steadily increased. Thus, we ensure that we always meet the raising demands of our clients in terms of product development, manufacturing and safety.



Increasing globalisation and changing international security and safety conditions have motivated the World Customs Organisation (WCO) to draft a „Framework of Standards to Secure and Facilitate Global Trade“ (SAFE) to establish a global framework for modern and effective risk management of

customs compliances. The aim is to guarantee the security and safety of a continual international supply chain from the product manufacturer to the end consumer. The concept of European Authorised Economic Operator is an EU Customs security programme that started in 2007 and recognises companies as reliable trade partners as they met the following common criteria: customs compliance, appropriate record-keeping, financial solvency and, where relevant, appropriate security and safety standards.

Streifeneder ortho.production GmbH, as a globally operating company, has met the challenge and is proud to announce that it has been granted Authorised Economic Operator (AEO-F) certification by German customs in January, 2013, which officially regards the company as a reliable trade partner. The certificate number is DE AEO-F 115235.

Because of this we can do even better at achieving our goal that you receive our products as quickly as possible. An important part of our delivery time concept and a valuable time saver. Part of our comprehensive safety concept is that our company is protected against entry by unauthorized persons and keep our shipments to you received the highest security and packaging standards. With this we contribute our share in building a secure supply chain.

### Declaration of conformity

Streifeneder ortho.production GmbH, as manufacturer, declares under its sole responsibility that the listed products comply with the requirements according to Annex VIII, Rule 1, of Regulation (EU) 2017/745 (MDR) and meet all applicable essential safety and performance requirements according to Annex I of Regulation (EU) 2017/745 (MDR).

## Contacting us

Communication is a must in a working relationship. Your personal contact to our staff members in the internal sales department as well as our field service is the base of our successful collaboration. It is our goal to react swiftly and efficiently to all of your wishes, to answer all of your questions and to keep all of the promises we make for our products. Please contact us, we are looking forward to hearing from you!



Via our general office switchboard at +49 8141 6106-0 your call will be directed to the staff member in charge. Of course, you can also send your request by email to [service@streifeneder.de](mailto:service@streifeneder.de).

# Development & Production

Experience technology, create technology, utilize technology - keep track of development and concentrate synergies. It is a vital part of our company's philosophy to continually optimize our operational procedures and production processes. This is why we define the economic growth of our company by our perpetual increase in production efficiency. The creativity, the commitment and the special professional skills of each of our members of staff, as well as our state-of-the-art production facilities are our guarantor for satisfied customers.

Our equipment in terms of up-to-date drawing programs (3D-CAD), simulation software (FEM-calculation) to the point of multi-axial machining centers helps our engineers and orthopaedic technicians to assure and further expand our market position.

We subject ourselves and our products to highest quality standards. Therefore our products undergo constant internal quality testing in our own test stands and gait analysis systems. Therefore our customers receive exactly what they can expect from us – best quality and long-lasting products. See the quality of our products and the comprehensive service that we have to offer for yourself!





# Walky System by Streifeneder ortho.production

Walky – Includes weight categories.

Walky – Describes the degree of mobility in connection with the weight category of functional parts such as Prosthetic Feet, knee- and hip joints.

Walky – Simplifies the professional composition of functional parts in connection with structure fitting parts. The degree of mobility and weight category are easily recognizable for the orthopaedic technician and therefore guarantee an adequate patient fitting.

Walky – Corresponds to the profile survey sheet of the German Medical Service of Leading Associations of Healthcare Insurance Providers (MDS).

## Walky 1




The patient has the capability to use a prostheses in order to walk on level floors at a steady step rhythm. He or she is the typical "indoor walker".

Therapy goal:

Restoration of the standing and of the walking capability limited to indoor areas.

## Walky 2



The patient has the capability to overcome low environmental obstacles such as curbstones, single steps or uneven floors. He or she is the "outdoor walker"

Therapy goal:

Restoration of the standing capability and of the walking capability, which is unlimited indoors and limited outdoors.

## Walky 3



The patient has the capability to move with a prosthesis at different walking speeds and to overcome almost all of the environmental obstacles. In addition, he or she carries out professional or therapeutic activities, which demand a use of the prostheses for more than just simple locomotion. He or she is the "unlimited outdoor walker".

Therapy goal:

Restoration of the standing capability as well as the walking capability, which is not limited indoors and only insignificantly limited outdoors.

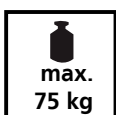


variable the use of the prostheses clearly exceeds the basic walking capability.

Due to the high demands, the prostheses is put under increased impact load, stress exposure and deformation load. He or she is the "unlimited outdoor walker with particularly high demands".

Therapy goal:

Restoration of the standing capability and of the walking/ mobility capability, which is unlimited indoors as well as outdoors.



## Weight category

The body weight as well as the weight of regularly or frequently carried loads determines in which weight category the patient should be placed.

The component with the lowest maximum (body) weight in the construction of a prostheses is decisive for the maximum load of the entire prosthesis.

# Training Centre Streifeneder ortho.training

In order to stay competitive and in order to meet the growing requirements of the patients, it is no longer enough to just use high quality orthopaedic products. Profound practical skills on the basis of current scientific research and findings creates optimal conditions to always react competently and confidently in daily practice. In order to convey valuable expertise as well as detailed knowledge to specialists in orthopaedic and orthopaedic shoe technology as well as physiotherapy and podiatry, we have originated the Training Centre Streifeneder ortho.training in Emmering.

A spacious auditorium (AudiMax) with 160 seats and a fully equipped workshop with 15 work stations, a machine room as well as a patient fitting room and a plaster room on approx. 1.000 sqm offer more than optimal conditions for a qualified advanced and continuous education on the highest level. Modern tools such as multimedia equipment, a fully equipped gait analysis laboratory, course materials and teaching aids that meet the demands of our clients are also part of our standards.





Our meticulously elaborated seminar program comprehends more than 50 events per year centered around topics such as silicone processing, pre-preg processing, synthetic materials or gait analysis. With a flexible program planning on our part, we are also able to react to individual customer's wishes and to offer seminars about special subjects upon request. In order to guarantee an array of seminars that is as broad as possible we regularly invite high-carat external guest lecturers to our training centre Streifeneder ortho.training.

You can download our current seminar calendar with further information about all of our seminars from our website at [www.streifeneder.com/training](http://www.streifeneder.com/training). Of course, we will also gladly send it to you by post or email. Please feel free to contact us at: [training@streifeneder.de](mailto:training@streifeneder.de) or by telephone +49 8141 6106-200. We are looking forward to hearing from you!





## Prostheses for Children



# Prostheses for Children

Streifeneder ortho.production has made it its business to help children whose leg has been amputated or who have to cope with a congenital malformation with prosthetic care. An individual modular system has therefore been included into the product range.

The diminishment of the components allows for a proportionally suitable prosthetic supply for small children up to adolescents. Finally, a smooth conversion to the modular system for adults is possible. The specific requirements of childrens' prostheses have been taken into consideration by designing the joints in a special manner. A polycentric knee joint with a large angle of declination and three different proximal connecting options that partially allow additional rotation adjustments, offers the best possible freedom to move and an individual adaptation to the requirements of the child. A childs' desire for powerful hues was also met with the selection of the product colour.

The use is restricted to a body weight of 45 kg, a Foot size of 20 cm and a body height of 145 cm. Joints and adapters are made of light metal/titanium to reduce the weight of the system even further. In order to allow for the use of Prosthetic Feet from the adult program we included the adapter 100K23/S in our program, which connects the pyramid adapter for 30- and 34-mm-systems to the modular system for children.



Every component of the childrens' prosthetics range follows the strict ISO 10328 guideline for lower limbs and takes into account the reduced wearing time which is due to the growth of the children.

**S** We recommend verifying the components every third month because the system is subjected to extreme stresses. These inspections should be carried out with regard to functional performance, tubular adapters, possible distortions and damages.

Structured and functional parts made of aluminum and titanium coming from the adults' product range are preferably used for larger children.



## SACH Foot for Children with Split Toe

- thread M8
- heel height: 10 mm / 0,4"
- with split toe
- with foam covered heel wedge
- recommended SACH foot adapter 160K1/M8

Size/Weight	Side	Hight	max. ↑kg	Item-No.
14 cm / 80 g	left	46 mm	35 kg	30A26/14L
14 cm / 80 g	right	46 mm	35 kg	30A26/14R
16 cm / 110 g	left	51 mm	35 kg	30A26/16L
16 cm / 110 g	right	51 mm	35 kg	30A26/16R
18 cm / 150 g	left	57 mm	45 kg	30A26/18L
18 cm / 150 g	right	57 mm	45 kg	30A26/18R
20 cm / 210 g	left	63 mm	45 kg	30A26/20L
20 cm / 210 g	right	63 mm	45 kg	30A26/20R



## SACH Foot Adapter -Aluminum-

- complete with bolted connection
- thread M8

Screw	Weight	Mounting Height	max. ↑kg	Item-No.
Steel	68 g	5 mm	45 kg	160K1/M8



For bonding we recommend item 118P32.



# Prostheses for Children



## Tube Adapter -Aluminium-, Ø 22 mm

- with light metal alloy tube Ø 22 x 2 mm
- with 4 adjustment screws 22A2/M6x12, zinc-plated
- tube length: 300 mm

Tube Ø	Weight	Mounting Height	max. ↑ kg	Item-No.
22 mm	177 g	min. 85 mm max. 335 mm	45 kg	15K2/A300



## Tube -Aluminium-, Ø 22 mm

- Ø 22 x 2 mm

Tube length	Weight	Tube Ø	max. ↑ kg	Item-No.
320 mm	144 g	22 mm	45 kg	15K2/A320





## Tube Clamp Adapter -Aluminium-, Ø 22 mm

- total height: 55 mm
- for tubes Ø 22 mm
- with 4 adjustment screws 22A2/M6x12, zinc-plated

Material	Weight	Mounting Height	max. ↑kg	Item-No.
Aluminium	62 g	15 mm	45 kg	110K11/A



## Tube Clamp Adapter 10° tilt -Aluminium-, Ø 22 mm

- total height: 60 mm
- for tubes Ø 22 mm
- with 4 adjustment screws 22A2/M6x12, zinc-plated

Material	Weight	Mounting Height	max. ↑kg	Item-No.
Aluminium	62 g	19 mm	45 kg	110K12/A



## Tube Clamp Adapter with Adjustment Core -Aluminium-, Ø 22 mm

- total height: 42 mm
- for tubes Ø 22 mm

Material	Weight	Mounting Height	max. ↑kg	Item-No.
Aluminium	50 g	4 mm	45 kg	110K15/A



## Socket Adapter -Aluminium-

- with adjustment core
- for connection of different modular parts or socket ends

Material	Weight	Mounting Height	max. ↑kg	Item-No.
Aluminium	48 g	4 mm	45 kg	100K90/A



## Socket Adapter -Aluminum-

- with 4 adjustment set screws 22A2/M6x12, zinc-plated
- for connection of different modular parts or distal socket ends

Material	Weight	Mounting Height	max. ↑kg	Item-No.
Aluminium	49 g	18 mm	45 kg	100K92/A

# Prostheses for Children



## Connection Adapter for Children with Adjustment Core -Stainless Steel- for tube adapter Ø 22 mm

- Connection between pyramid adapter (Ø 30 mm - system) and children tube adapter (Ø 22 mm - system)
- low construction height: 23 mm

Material	Weight	Mounting Height	max. ↑kg	Item-No.
Stainless Steel	122 g	18 mm	60 kg	100K23/S



## Socket Attachment Block -Plastic-

- with 4 countersink screws 22A5/M5x16
- with lamination dummy
- length x width: 80 x 80 mm

Material	Weight	Mounting Height	max. ↑kg	Item-No.
Plastic	110 g	32 mm	45 kg	120K7



## Socket Adapter -Aluminum-

- with adjustment core and lamination anchor
- for direct lamination

Material	Weight	Mounting Height	max. ↑kg	Item-No.
Aluminium	36 g	6 mm	45 kg	100K3/A



## Socket Adapter -Aluminum-

- rotational adjustment with adjustment screws
- with adjustment screws 22A2/M6x12 and clamping screw
- for direct lamination
- delivered with lamination aid

Material	Weight	Mounting Height	max. ↑kg	Item-No.
Aluminium	39 g	20 mm	45 kg	100K4/A

## Double Adapter -Titanium-



- connections with 4 adjustment set screws 22A2/M6x12 each
- for connection between 2 adjustment cores

Material	Weight	Mounting Height	max. ↑ kg	Item-No.
Titanium	88 g	32 mm	45 kg	100K50/T32
Titanium	94 g	45 mm	45 kg	100K50/T45
Titanium	101 g	60 mm	45 kg	100K50/T60

## 3K51 Modular Hip Joint



- proximal: lamination disc
- distal: clamp for tube with  $\varnothing$  22 mm
- incl. counter sunk screw 22A5/M5x16

Material	Weight	Mounting Height	max. ↑ kg	Item-No.
Aluminium	294 g	15 mm	45 kg	3K51

## Countersunk Screw



- allen screw for hip joint 3K51

Material	Weight	Dimensions	Item-No.
Steel, zinc-plated	2.5 g	M5 x 16 mm	22A5/M5x16

## 3K31 Modular Knee Joint



- total height: 82 mm
- monocentric
- light metal alloy / highly durable aluminium
- proximal with adjustment core -stainless steel-
- distal with tube clamp  $\varnothing$  22 mm
- with integrated extension assist
- knee flexion angle: 145°

### Accessory

- cosmetic soft foam cover 600K32

Material	Weight	Mounting Height	max. ↑ kg	Item-No.
Aluminium	169 g	41 mm	45 kg	3K31

# Prostheses for Children



## 3K41 Modular Knee Joint with Lock

- total height: 82 mm
- monocentric
- light weight / highly durable aluminum
- proximal: adjustment core -stainless steel-
- distal: tube clamp Ø 22 mm
- knee flexion angle: 145°

### Accessory

- cosmetic soft foam cover 600K32

Material	Weight	Mounting Height	max. ⚖️ kg	Item-No.
Aluminium	152 g	41 mm	45 kg	3K41



## 3K61 Modular Knee Joint

- total height: 101 mm
- polycentric
- adjustable axis lock
- with integrated extension assist
- with three proximal connection options: adjustment core adapter: 3K61/E1 (with rotation adjustment), socket adapter: 3K61/E2, lamination anchor: 3K61/E3
- distal connection: tube clamp Ø 22 mm
- knee flexion angle: 150°

### Accessory

- cosmetic soft foam cover 600K32

Material	Weight	Mounting Height	max. ⚖️ kg	Item-No.
Aluminium	355 g	70 mm	45 kg	3K61



## 3K61 Modular Knee Joint

- for modular knee joint 3K61
- with additional rotation adjustment

Material	Weight	Mounting Height	max. $\uparrow$ kg	Item-No.
Stainless Steel	40 g	2 mm	45 kg	3K61/E1



## Socket Adapter -Stainless Steel-

- for modular knee joint 3K61

Material	Weight	Mounting Height	max. $\uparrow$ kg	Item-No.
Stainless Steel	70 g	4 mm	45 kg	3K61/E2



## Lamination Anchor -Stainless Steel-

- for modular knee joint 3K61
- for knee disarticulation

Material	Weight	Mounting Height	max. $\uparrow$ kg	Item-No.
Stainless Steel	107 g	6 mm	45 kg	3K61/E3

# Prostheses for Children



## Cosmetic Soft Foam Cover

- made of PUR soft foam
- for modular trans-tibial and knee-disarticulation prostheses
- colour: peach
- applicable for left and right side
- with Ø 19 mm hole

Length	Ø top	Ø bottom	Item-No.
30 cm	18 cm	15 cm	600K7



## Cosmetic Soft Foam Cover

- made of PUR soft foam
- for modular trans-femoral and hip-disarticulation prostheses
- 30° knee flexion
- colour: peach
- very distinctive pre-shaped calf
- matching nylon cosmetic stocking 200K15
- with Ø 19 mm hole

Side	Calf circumference	Item-No.
left	32 cm	600K32/L
right	32 cm	600K32/R



## Nylon Cosmetic Stocking for Children

- material: 100 % polyamid (nylon)
- for above knee (AK) prostheses for children
- colour: peach

PU = 1 piece

Leg length	Foot length	Prosthetic foot size	Item-No.
34 cm	10 cm	up to 14	200K15/1
37 cm	11 cm	up to 18	200K15/2
44 cm	12 cm	up to 20	200K15/3



## Plastic Valve

- without automatic air outlet
- outer valve diameter 26 mm

**Weight**

20 g

**Item-No.**

6K26





# Prosthetic Feet





# Prosthetic Feet

In the course of human evolution from quadruped to biped, the healthy foot has decisively changed in its function and complexity. It is the load-bearing element of the body.

A high number of receptors inside the sole tissue of the foot transmit important information about the composition of the floor to the walking person – information, which has to be compensated by the teamwork of bones and muscles. Diverse forces are to be kept away from the body and are to be reduced with an astonishing possibility of movement into any direction. The upper ankle joint allows dorsal and plantar flexions. The pro- and supination movement comes from the lower ankle joint as well as from the small joints of the middle foot. Torsional forces acting on the sound foot are damped, cushioned and consequently not transmitted to the body.

All these various tasks have to be accomplished by a prosthetic foot in order to ensure the greatest possible use for the amputee and his or her individual activity level. Therefore the correct selection of the prosthetic foot is of utmost importance with regard to a successful fitting of the amputee.

Selection criteria of the orthopaedic technician are

- Activity level
- Weight of the patient
- Function
- Height of the prosthetic foot
- Weight of the prosthetic foot
- Fit inside the shoe



The individual fitting of each patient is our primary objective at Streifeneder.

In order to meet our clients' demands, we rely on top quality products and unfailing service.

The prosthetic foot is subjected to high dynamic loads to which it must resist over a very long period of time without larger symptoms of wear or any change in its characteristics. Depending on the alignment of the prosthesis, the forefoot lever helps to increase the stability during stance phase or simplifies the toe rollover process. An energy-efficient walking is expected that includes safety, comfort and dynamic.

The requirements for a prosthetic foot, which are additionally influenced by the individual demands and feelings of the patient, eventually determine the selection of the foot.

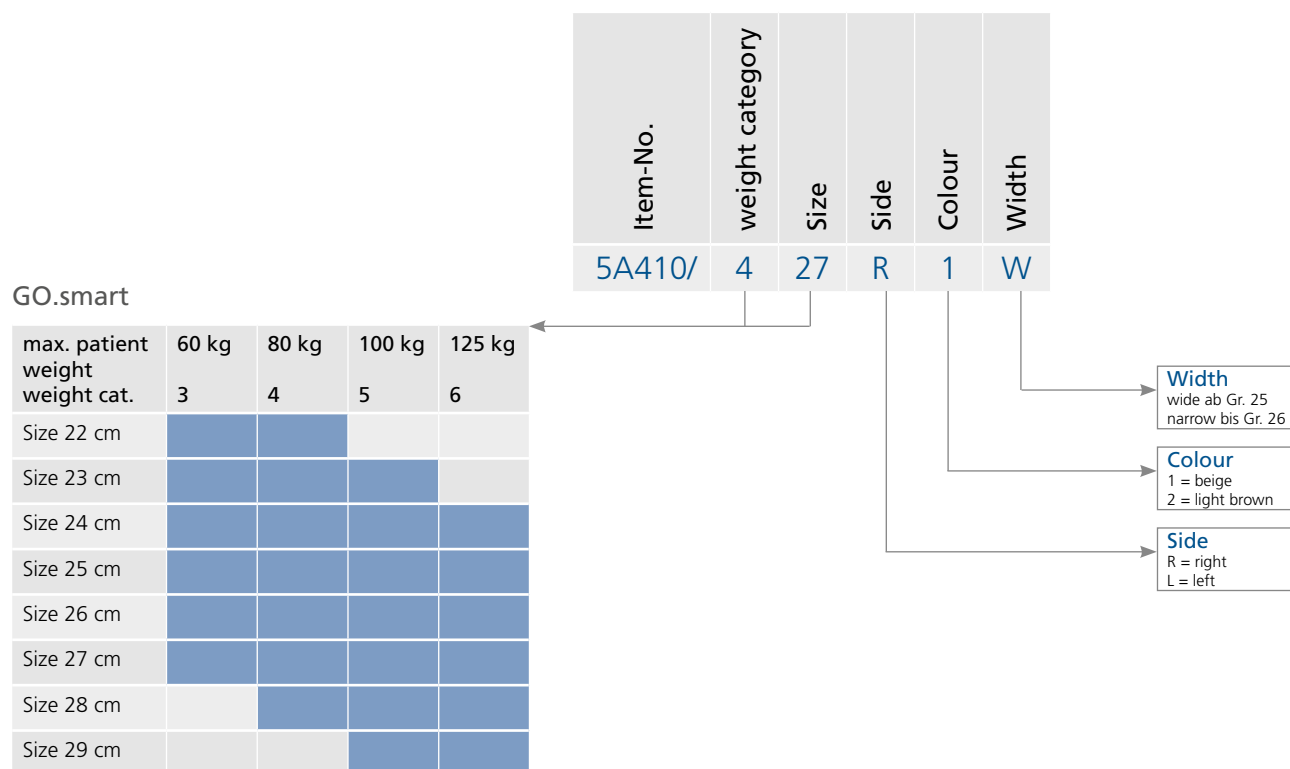
# Carbon Foot Series GO.

The prosthetic feet GO. are developed solely by Streifeneder ortho.production GmbH. The goal is to cover all Walky-levels with one series and to optimally fulfill the demands of each and every user.

All four types (GO.smart, GO.relax, GO.free) are manufactured of multi-layered carbon, which due to its unique characteristics of stability and flexibility at the same time, is an absolute quality feature.

Elastomere in the middle area of the prosthetic foot provides sufficient dynamics and an intelligent interaction of both materials. The GO.free is supplied including a wedge set to customise and to change the heel hardness whenever needed.

For a quick and easy ordering process, the article numbers for the prosthetic feet and the accessories follow a uniform structure:



## GO.relax / GO.free

max. patient weight weight cat.	60 kg	80 kg	100 kg	125 kg	150 kg
weight cat.	3	4	5	6	7
Size 22 cm					
Size 23 cm					
Size 24 cm					
Size 25 cm					
Size 26 cm					
Size 27 cm					
Size 28 cm					
Size 29 cm					

# Prosthetic Feet – SACH-Feet

SACH stands for “Solid Ankle Cushioned Heel”. This essentially describes the mode of operation of the time-tested prosthetic foot. The classic SACH-foot consists of a hard wooden core, a flexible foot-shaped part and a solidly foamed soft heel wedge. The combination of these components primarily results in a soft and comfortable heel strike.

The SACH-foot is used in the endoskeletal as well as in the exoskeletal construction and represents in practice a reasonably priced supply possibility for amputees up to activity level 2.

Besides the very realistic form of the toes, our SACH-feet are especially esteemed by patients and orthopaedic technicians for their robustness. The “allrounder” among prosthetic feet can also partially be used in swimming and wet areas and is therefore suitable for the construction of bathing prostheses. SACH-feet are hardly susceptible to sand and dirt and can easily and rapidly be cleaned.







## GO.smart

carbon foot



- intelligent interaction between elastomer and carbon
- controlled dynamic properties
- wide basic spring for lateral stability
- prolonged full contact
- multi-axiality
- incl. foot shell and spectra-sock


### Technical data

- max. body weight up to 125 kg / 275 lbs. (depending on size)
- mobility class (walky): 1 to 2
- connection: pyramid
- heel height: 10 mm
- weight: 594 g / 1,3 lbs. (size 27 incl. foot shell and spectra-sock)
- construction height: size 22 – 25 cm = 61 mm, Größe 26 – 29 cm = 69 mm
- maintenance-free
- warranty: 24 months

Max. body weight	60 kg 132 lbs.	80 kg 176 lbs.	100 kg 220 lbs.	125 kg 275 lbs.
Weight category	3	4	5	6
Size 22 cm				
Size 23 cm				
Size 24 cm				
Size 25 cm				
Size 26 cm				
Size 27 cm				
Size 28 cm				
Size 29 cm				

Size	Side	Colour	Item-No.
22 – 26 cm	left	beige	5A410/..L1
22 – 26 cm	right	beige	5A410/..R1
25 – 29 cm	left	beige	5A410/..L1W
25 – 29 cm	right	beige	5A410/..R1W
22 – 26 cm	left	light brown	5A410/..L2
22 – 26 cm	right	light brown	5A410/..R2
25 – 29 cm	left	light brown	5A410/..L2W
25 – 29 cm	right	light brown	5A410/..R2W

Please indicate the size needed, for example 5A410/324L1 = 60 kg, size 24 cm, left, beige

 The letter "W" at the end of the item-number stands for wide foot shape

# Prosthetic Feet



## GO.relax

carbon foot

- intelligent interaction between elastomer and carbon
- natural gait pattern on various surfaces
- wide basic spring for lateral stability
- prolonged full contact
- multi-axiality
- incl. foot shell and spectra-sock




### Technical data

- max. body weight up to 150 kg / 330 lbs. (depending on size)
- mobility class (walky): 2 to 3
- connection: pyramid
- heel height: 10 mm
- weight: 620 g / 1,37 lbs. (size 27 incl. foot shell and spectra-sock)
- construction height: size 22 – 25 cm = 103 mm, size 26 – 29 cm = 106 mm
- maintenance-free
- warranty: 24 months

Max. body weight	60 kg 132 lbs.	80 kg 176 lbs.	100 kg 220 lbs.	125 kg 275 lbs.	150 kg 330 lbs.
Weight category	3	4	5	6	7
Size 22 cm					
Size 23 cm					
Size 24 cm					
Size 25 cm					
Size 26 cm					
Size 27 cm					
Size 28 cm					
Size 29 cm					

Size	Side	Colour	Item-No.
22 – 26 cm	left	peach	5A420/..L1
22 – 26 cm	right	peach	5A420/..R1
25 – 29 cm	left	peach	5A420/..L1W
25 – 29 cm	right	peach	5A420/..R1W
22 – 26 cm	left	light brown	5A420/..L2
22 – 26 cm	right	light brown	5A420/..R2
25 – 29 cm	left	light brown	5A420/..L2W
25 – 29 cm	right	light brown	5A420/..R2W

Please indicate the size needed, for example 5A420/324L1 = 60 kg, size 24 cm, left, beige

 The letter "W" at the end of the item-number stands for wide foot shape





## GO.free

carbon foot



- intelligent interaction between elastomer and carbon
- dynamic and natural gait pattern on various surfaces
- wide basic spring for lateral stability
- prolonged full contact
- multi-axiality
- flexible adjustment of heel hardness by heel wedges
- incl. foot shell and spectra-sock


### Technical data

- max. body weight up to 150 kg / 330 lbs. (depending on size)
- mobility class (walky): 3 to (4) (not suitable for frequent sporty activities)
- connection: pyramid
- heel height: 10 mm
- weight: 660 g / 1,45 lbs. (size 27 incl. foot shell and spectra-sock)
- construction height: size 22 – 25 cm = 144 mm, size 26 – 29 cm = 155 mm
- maintenance-free
- warranty: 36 months

Max. body weight	60 kg 132 lbs.	80 kg 176 lbs.	100 kg 220 lbs.	125 kg 275 lbs.	150 kg 330 lbs.
Weight category	3	4	5	6	7
Size 22 cm					
Size 23 cm					
Size 24 cm					
Size 25 cm					
Size 26 cm					
Size 27 cm					
Size 28 cm					
Size 29 cm					

Size	Side	Colour	Item-No.
22 – 26 cm	left	peach	5A430/..L1
22 – 26 cm	right	peach	5A430/..R1
25 – 29 cm	left	peach	5A430/..L1W
25 – 29 cm	right	peach	5A430/..R1W
22 – 26 cm	left	light brown	5A430/..L2
22 – 26 cm	right	light brown	5A430/..R2
25 – 29 cm	left	light brown	5A430/..L2W
25 – 29 cm	right	light brown	5A430/..R2W

Please indicate the size needed, for example 5A430/324L1 = 60 kg, size 24 cm, left, beige

 The letter „W“ at the end of the item-number stands for wide foot shape



## Wedge set

for carbon foot GO.free

- including superglue

Size	Item-No.
22 – 25 cm	5A430/E31
26 – 29 cm	5A430/E32

# Prosthetic Feet



colour: beige/caucasian



colour: light brown

## Foot shell

- incl. connection plate

Size	Side	Colour	Item-No.
22 – 26 cm	left	peach	5A400/X..L1
22 – 26 cm	right	peach	5A400/X..R1
25 – 29 cm	left	peach	5A400/X..L1W
25 – 29 cm	right	peach	5A400/X..R1W
22 – 26 cm	left	light brown	5A400/X..L2
22 – 26 cm	right	light brown	5A400/X..R2
25 – 29 cm	left	light brown	5A400/X..L2W
25 – 29 cm	right	light brown	5A400/X..R2W

Please indicate the size needed, for example 5A400/X24L1 = size 24 cm, left, beige



## Spectra-sock

for all carbon feet GO.

- black sock

Size	Amount	Item-No.
22 – 25 cm	1 pcs	5A400/E11
22 – 25 cm	6 pcs	5A400/E12
26 – 29 cm	1 pcs	5A400/E13
26 – 29 cm	6 pcs	5A400/E14



colour: beige



colour: light brown

## Connection plate

for all carbon feet GO.

Size	Side	Colour	Item-No.
22 – 25 cm	left	peach	5A400/E41
26 – 29 cm	left	peach	5A400/E42
22 – 25 cm	right	peach	5A400/E43
26 – 29 cm	right	peach	5A400/E44
22 – 25 cm	left	light brown	5A400/E45
26 – 29 cm	left	light brown	5A400/E46
22 – 25 cm	right	light brown	5A400/E47
26 – 29 cm	right	light brown	5A400/E48



## Shoe horn

for all carbon feet GO.

	<b>Item-No.</b>
	5M400




## Geriatric SACH Foot, light



- max. patient weight: 85 kg
- activity level (walky): 1
- heel height: 10 mm ± 2 mm
- with toes
- foot made of polyurethane
- core made of alder wood with bushing
- carbon-kevlar forefoot spring
- flat forefoot and flat heel for simple alignment

Size/Weight	Side	Thread	Hight	Item-No.
22 cm / 250 g	left	M10	70 mm	30A20/22L
22 cm / 250 g	right	M10	70 mm	30A20/22R
23 cm / 280 g	left	M10	70 mm	30A20/23L
23 cm / 280 g	right	M10	70 mm	30A20/23R
24 cm / 300 g	left	M10	70 mm	30A20/24L
24 cm / 300 g	right	M10	70 mm	30A20/24R
25 cm / 350 g	left	M10	75 mm	30A20/25L
25 cm / 350 g	right	M10	75 mm	30A20/25R
26 cm / 380 g	left	M10	75 mm	30A20/26L
26 cm / 380 g	right	M10	75 mm	30A20/26R
27 cm / 420 g	left	M10	75 mm	30A20/27L
27 cm / 420 g	right	M10	75 mm	30A20/27R
28 cm / 460 g	left	M10	80 mm	30A20/28L
28 cm / 460 g	right	M10	80 mm	30A20/28R
29 cm / 520 g	left	M10	85 mm	30A20/29L
29 cm / 520 g	right	M10	85 mm	30A20/29R



## Geriatric SACH Foot, light, high heel



- max. patient weight: 85 kg
- activity level (walky): 1
- heel height: 18 mm ± 2 mm
- with toes
- foot made of polyurethane
- core made of alder wood with bushing
- carbon-kevlar forefoot spring
- heel is flat-convex
- flat forefoot for simple alignment

Size/Weight	Side	Thread	Hight	Item-No.
22 cm / 240 g	left	M10	70 mm	30A9/22L
22 cm / 240 g	right	M10	70 mm	30A9/22R
23 cm / 260 g	left	M10	70 mm	30A9/23L
23 cm / 260 g	right	M10	70 mm	30A9/23R
24 cm / 280 g	left	M10	70 mm	30A9/24L
24 cm / 280 g	right	M10	70 mm	30A9/24R
25 cm / 330 g	left	M10	75 mm	30A9/25L
25 cm / 330 g	right	M10	75 mm	30A9/25R
26 cm / 360 g	left	M10	75 mm	30A9/26L
26 cm / 360 g	right	M10	75 mm	30A9/26R
27 cm / 400 g	left	M10	75 mm	30A9/27L
27 cm / 400 g	right	M10	75 mm	30A9/27R
28 cm / 440 g	left	M10	80 mm	30A9/28L
28 cm / 440 g	right	M10	80 mm	30A9/28R
29 cm / 500 g	left	M10	85 mm	30A9/29L
29 cm / 500 g	right	M10	85 mm	30A9/29R



## SACH Foot for Women, high heel



- max. patient weight: 100 kg
- activity level (walky): 1 to 2
- heel height: 35 mm ± 2 mm
- with enclosed heel wedge
- foot made of polyurethane
- core made of alder wood with bushing
- heel is flat-convex
- flat forefoot for simple alignment

Size/Weight	Side	Thread	Hight	Item-No.
23 cm / 360 g	left	M8	70 mm	30A4/23L
23 cm / 360 g	right	M8	70 mm	30A4/23R
24 cm / 395 g	left	M8	70 mm	30A4/24L
24 cm / 395 g	right	M8	70 mm	30A4/24R
25 cm / 440 g	left	M8	75 mm	30A4/25L
25 cm / 440 g	right	M8	75 mm	30A4/25R

# Prosthetic Feet



## SACH Foot for Women, high heel, integrated heel wedge



- max. patient weight: 100 kg
- activity level (walky): 1 to 2
- heel height: 35 mm ± 2 mm
- with integrated heel wedge
- foot made of polyurethane
- core made of alder wood with bushing
- heel is flat-convex
- flat forefoot for simple alignment

Size/Weight	Side	Thread	Hight	Item-No.
23 cm / 350 g	left	M8	70 mm	30A2/23L
23 cm / 350 g	right	M8	70 mm	30A2/23R
24 cm / 380 g	left	M8	70 mm	30A2/24L
24 cm / 380 g	right	M8	70 mm	30A2/24R
25 cm / 420 g	left	M8	75 mm	30A2/25L
25 cm / 420 g	right	M8	75 mm	30A2/25R



## SACH Foot for Men



- max. patient weight: 100 kg
- activity level (walky): 1 to 2
- heel height: 10 mm ± 2 mm
- with enclosed heel wedge
- foot made of polyurethane
- core made of alder wood with bushing
- flat forefoot and flat heel for simple alignment

Size/Weight	Side	Thread	Hight	Item-No.
22 cm / 300 g	left	M10	70 mm	30A21/22L
22 cm / 300 g	right	M10	70 mm	30A21/22R
23 cm / 365 g	left	M10	70 mm	30A21/23L
23 cm / 365 g	right	M10	70 mm	30A21/23R
24 cm / 400 g	left	M10	70 mm	30A21/24L
24 cm / 400 g	right	M10	70 mm	30A21/24R
25 cm / 445 g	left	M10	75 mm	30A21/25L
25 cm / 445 g	right	M10	75 mm	30A21/25R
26 cm / 500 g	left	M10	75 mm	30A21/26L
26 cm / 500 g	right	M10	75 mm	30A21/26R
27 cm / 535 g	left	M10	75 mm	30A21/27L
27 cm / 535 g	right	M10	75 mm	30A21/27R
28 cm / 600 g	left	M10	80 mm	30A21/28L
28 cm / 600 g	right	M10	80 mm	30A21/28R
29 cm / 670 g	left	M10	85 mm	30A21/29L
29 cm / 670 g	right	M10	85 mm	30A21/29R



## SACH Foot for Men, high heel



- max. patient weight: 100 kg
- activity level (walky): 1 to 2
- heel height: 18 mm ± 2 mm
- with enclosed heel wedge
- foot made of polyurethane
- core made of alder wood with bushing
- heel is flat-convex
- flat forefoot for simple alignment

Size/Weight	Side	Thread	Hight	Item-No.
22 cm / 295 g	left	M10	70 mm	30A5/22L
22 cm / 295 g	right	M10	70 mm	30A5/22R
23 cm / 360 g	left	M10	70 mm	30A5/23L
23 cm / 360 g	right	M10	70 mm	30A5/23R
24 cm / 395 g	left	M10	70 mm	30A5/24L
24 cm / 395 g	right	M10	70 mm	30A5/24R
25 cm / 440 g	left	M10	75 mm	30A5/25L
25 cm / 440 g	right	M10	75 mm	30A5/25R
26 cm / 495 g	left	M10	75 mm	30A5/26L
26 cm / 495 g	right	M10	75 mm	30A5/26R
27 cm / 530 g	left	M10	75 mm	30A5/27L
27 cm / 530 g	right	M10	75 mm	30A5/27R
28 cm / 595 g	left	M10	80 mm	30A5/28L
28 cm / 595 g	right	M10	80 mm	30A5/28R
29 cm / 660 g	left	M10	85 mm	30A5/29L
29 cm / 660 g	right	M10	85 mm	30A5/29R

# Prosthetic Feet



## SACH Foot for Men, integrated heel wedge



- max. patient weight: 100 kg
- activity level (walky): 1 to 2
- heel height: 18 mm ± 2 mm
- with integrated heel wedge
- foot made of polyurethane
- core made of alder wood with bushing
- heel is flat-convex
- flat forefoot for simple alignment

Size/Weight	Side	Thread	Height	Item-No.
22 cm / 290 g	left	M8	70 mm	30A3/22L
22 cm / 290 g	right	M8	70 mm	30A3/22R
23 cm / 350 g	left	M10	70 mm	30A3/23L
23 cm / 350 g	right	M10	70 mm	30A3/23R
24 cm / 380 g	left	M10	70 mm	30A3/24L
24 cm / 380 g	right	M10	70 mm	30A3/24R
25 cm / 420 g	left	M10	75 mm	30A3/25L
25 cm / 420 g	right	M10	75 mm	30A3/25R
26 cm / 480 g	left	M10	75 mm	30A3/26L
26 cm / 480 g	right	M10	75 mm	30A3/26R
27 cm / 520 g	left	M10	75 mm	30A3/27L
27 cm / 520 g	right	M10	75 mm	30A3/27R
28 cm / 580 g	left	M10	80 mm	30A3/28L
28 cm / 580 g	right	M10	80 mm	30A3/28R
29 cm / 640 g	left	M10	85 mm	30A3/29L
29 cm / 640 g	right	M10	85 mm	30A3/29R



## SACH Foot for Men, up to 150 kg



- max. patient weight: 150 kg
- activity level (walky): 1 to 2
- heel height: 18 mm ± 2 mm
- carbon-frame with internal spring
- foot made of polyurethane
- with dorsal plastic insert
- heel is flat-convex
- flat forefoot for simple alignment
- use only in combination with SACH-Foot-Adapter 16A9/M10

Size/Weight	Side	Thread	Height	Item-No.
23 cm / 520 g	left	M10	70 mm	30A150/23L
23 cm / 520 g	right	M10	70 mm	30A150/23R
24 cm / 550 g	left	M10	70 mm	30A150/24L
24 cm / 550 g	right	M10	70 mm	30A150/24R
25 cm / 585 g	left	M10	75 mm	30A150/25L
25 cm / 585 g	right	M10	75 mm	30A150/25R
26 cm / 630 g	left	M10	75 mm	30A150/26L
26 cm / 630 g	right	M10	75 mm	30A150/26R
27 cm / 680 g	left	M10	75 mm	30A150/27L
27 cm / 680 g	right	M10	75 mm	30A150/27R
28 cm / 730 g	left	M10	80 mm	30A150/28L
28 cm / 730 g	right	M10	80 mm	30A150/28R
29 cm / 790 g	left	M10	85 mm	30A150/29L
29 cm / 790 g	right	M10	85 mm	30A150/29R





## SACH Foot for Men up to 150 kg with Adapter



- max. patient weight: 150 kg
- activity level (walky): 1 to 2
- heel height: 18 mm ± 2 mm
- with glued SACH Foot Adapter 16A9/M10
- carbon-frame with internal spring
- foot made of polyurethane
- with dorsal plastic insert
- heel is flat-convex
- flat forefoot for simple alignment

Size/Weight	Side	Thread	Hight	Item-No.
23 cm / 520 g	left	M10	70 mm	30A151/23L
23 cm / 520 g	right	M10	70 mm	30A151/23R
24 cm / 550 g	left	M10	70 mm	30A151/24L
24 cm / 550 g	right	M10	70 mm	30A151/24R
25 cm / 585 g	left	M10	75 mm	30A151/25L
25 cm / 585 g	right	M10	75 mm	30A151/25R
26 cm / 630 g	left	M10	75 mm	30A151/26L
26 cm / 630 g	right	M10	75 mm	30A151/26R
27 cm / 680 g	left	M10	75 mm	30A151/27L
27 cm / 680 g	right	M10	75 mm	30A151/27R
28 cm / 730 g	left	M10	80 mm	30A151/28L
28 cm / 730 g	right	M10	80 mm	30A151/28R
29 cm / 790 g	left	M10	85 mm	30A151/29L
29 cm / 790 g	right	M10	85 mm	30A151/29R



## SACH Foot for Men up to 175 kg with Adapter



- max. patient weight: 175 kg
- activity level (walky): 1 to 2
- heel height: 18 mm ± 2 mm
- with glued SACH Foot Adapter 16A6/M10
- carbon-frame with internal spring
- foot made of polyurethane
- heel is flat-convex
- flat forefoot for simple alignment

Size	Side	Thread	Hight	Item-No.
25 cm	left	M10	80 mm	30A175/25L
25 cm	right	M10	80 mm	30A175/25R
26 cm	left	M10	80 mm	30A175/26L
26 cm	right	M10	80 mm	30A175/26R
27 cm	left	M10	85 mm	30A175/27L
27 cm	right	M10	85 mm	30A175/27R
28 cm	left	M10	85 mm	30A175/28L
28 cm	right	M10	85 mm	30A175/28R
29 cm	left	M10	90 mm	30A175/29L
29 cm	right	M10	90 mm	30A175/29R

# Prosthetic Feet



## SACH Foot for Men up to 225 kg, with glued S.A.C.H. Foot Adapter



- max. patient weight: 225 kg
- activity level (walky): 1
- heel height: 10 mm ± 2 mm
- with glued SACH Foot Adapter 16A7/M14
- carbon-frame with internal spring
- foot made of polyurethane
- heel is flat-convex
- flat forefoot for simple alignment

Size	Side	Thread	Hight	Item-No.
25 cm	left	M14	80 mm	30A225/25L
25 cm	right	M14	80 mm	30A225/25R
26 cm	left	M14	80 mm	30A225/26L
26 cm	right	M14	80 mm	30A225/26R
27 cm	left	M14	85 mm	30A225/27L
27 cm	right	M14	85 mm	30A225/27R
28 cm	left	M14	85 mm	30A225/28L
28 cm	right	M14	85 mm	30A225/28R
29 cm	left	M14	90 mm	30A225/29L
29 cm	right	M14	90 mm	30A225/29R
30 cm	left	M14	90 mm	30A225/30L
30 cm	right	M14	90 mm	30A225/30R



## Dynamic SACH Foot with Split Toe



- max. patient weight: 125 kg
- activity level (walky): 1 to 2
- heel height: 10 mm ± 5 mm
- with split toe
- foot made of polyurethane
- core made of alder wood with bushing
- comfortable heel strike
- toe roll-over smoother than ordinary Streifeneder-SACH-feet
- dynamic return of the fore foot through innovative foam technology

Size/Weight	Side	Thread	Hight	Item-No.
22 cm / 290 g	left	M10	70 mm	30A27/22L
22 cm / 290 g	right	M10	70 mm	30A27/22R
23 cm / 310 g	left	M10	70 mm	30A27/23L
23 cm / 310 g	right	M10	70 mm	30A27/23R
24 cm / 350 g	left	M10	70 mm	30A27/24L
24 cm / 350 g	right	M10	70 mm	30A27/24R
25 cm / 385 g	left	M10	75 mm	30A27/25L
25 cm / 385 g	right	M10	75 mm	30A27/25R
26 cm / 480 g	left	M10	75 mm	30A27/26L
26 cm / 480 g	right	M10	75 mm	30A27/26R
27 cm / 500 g	left	M10	75 mm	30A27/27L
27 cm / 500 g	right	M10	75 mm	30A27/27R
28 cm / 560 g	left	M10	80 mm	30A27/28L
28 cm / 560 g	right	M10	80 mm	30A27/28R
29 cm / 600 g	left	M10	80 mm	30A27/29L
29 cm / 600 g	right	M10	80 mm	30A27/29R
30 cm / 680 g	left	M10	80 mm	30A27/30L
30 cm / 680 g	right	M10	80 mm	30A27/30R

# Prosthetic Feet



## SACH Foot for Bathing



- max. body weight: 100 kg
- activity level (walky): 1 to 2
- heel height: 10 mm ± 2 mm
- suitable for bathing/swimming prostheses
- foot made of PUR with waterproof coating of wooden surface
- core made of alder wood with bushing
- and pressure-cast heel wedge
- heel is flat-convex

Size/Weight	Side	Thread	Hight	Item-No.
22 cm / 310 g	left	M10	70 mm	30A6/22L
22 cm / 310 g	right	M10	70 mm	30A6/22R
23 cm / 370 g	left	M10	70 mm	30A6/23L
23 cm / 370 g	right	M10	70 mm	30A6/23R
24 cm / 420 g	left	M10	70 mm	30A6/24L
24 cm / 420 g	right	M10	70 mm	30A6/24R
25 cm / 450 g	left	M10	75 mm	30A6/25L
25 cm / 450 g	right	M10	75 mm	30A6/25R
26 cm / 500 g	left	M10	75 mm	30A6/26L
26 cm / 500 g	right	M10	75 mm	30A6/26R
27 cm / 540 g	left	M10	75 mm	30A6/27L
27 cm / 540 g	right	M10	75 mm	30A6/27R
28 cm / 620 g	left	M10	80 mm	30A6/28L
28 cm / 620 g	right	M10	80 mm	30A6/28R
29 cm / 650 g	left	M10	85 mm	30A6/29L
29 cm / 650 g	right	M10	85 mm	30A6/29R



## Single-Axis-Foot for Women, high heel



- max. patient weight: 100 kg
- activity level (walky): 1
- heel height: 25-35 mm
- foot made of polyurethane
- core made of alder wood
- forefoot is flat-convex
- recommended Single-Axis-Foot Adapter: 32A1, 32A2, 32A3, 32A4

Size/Weight	Side	Adapter	Hight	Item-No.
23 cm / 310 g	left	22-25	36 mm	30A16/23L
23 cm / 310 g	right	22-25	36 mm	30A16/23R
24 cm / 330 g	left	22-25	38 mm	30A16/24L
24 cm / 330 g	right	22-25	38 mm	30A16/24R
25 cm / 370 g	left	22-25	40 mm	30A16/25L
25 cm / 370 g	right	22-25	40 mm	30A16/25R



## Geriatric-Single-Axis-Foot, light, high heel



- max. patient weight: 75 kg
- activity level (walky): 1
- heel height: 15-25 mm
- foot made of polyurethane
- core made of alder wood
- carbon-kevlar forefoot spring
- forefoot is flat-convex
- recommended Single-Axis-Foot Adapter 32A2 and 32A3

Size/Weight	Side	Adapter	Height	Item-No.
22 cm / 195 g	left	22-25	36 mm	30A13/22L
22 cm / 195 g	right	22-25	36 mm	30A13/22R
23 cm / 225 g	left	22-25	36 mm	30A13/23L
23 cm / 225 g	right	22-25	36 mm	30A13/23R
24 cm / 275 g	left	22-25	38 mm	30A13/24L
24 cm / 275 g	right	22-25	38 mm	30A13/24R
25 cm / 300 g	left	22-25	40 mm	30A13/25L
25 cm / 300 g	right	22-25	40 mm	30A13/25R
26 cm / 365 g	left	26-30	40 mm	30A13/26L
26 cm / 365 g	right	26-30	40 mm	30A13/26R
27 cm / 390 g	left	26-30	40 mm	30A13/27L
27 cm / 390 g	right	26-30	40 mm	30A13/27R
28 cm / 450 g	left	26-30	42 mm	30A13/28L
28 cm / 450 g	right	26-30	42 mm	30A13/28R
29 cm / 490 g	left	26-30	42 mm	30A13/29L
29 cm / 490 g	right	26-30	42 mm	30A13/29R



## Single-Axis-Foot for Men, high heel



- max. patient weight: 100 kg
- activity level (walky): 1
- heel height: 15-25 mm
- foot made of polyurethane
- core made of alder wood
- forefoot is flat-convex
- recommended Single-Axis-Foot Adapter: 32A1, 32A2, 32A3, 32A4

Size/Weight	Side	Adapter	Height	Item-No.
23 cm / 310 g	left	22-25	36 mm	30A15/23L
23 cm / 310 g	right	22-25	36 mm	30A15/23R
24 cm / 330 g	left	22-25	38 mm	30A15/24L
24 cm / 330 g	right	22-25	38 mm	30A15/24R
25 cm / 370 g	left	22-25	40 mm	30A15/25L
25 cm / 370 g	right	22-25	40 mm	30A15/25R
26 cm / 430 g	left	26-30	40 mm	30A15/26L
26 cm / 430 g	right	26-30	40 mm	30A15/26R
27 cm / 470 g	left	26-30	40 mm	30A15/27L
27 cm / 470 g	right	26-30	40 mm	30A15/27R
28 cm / 500 g	left	26-30	42 mm	30A15/28L
28 cm / 500 g	right	26-30	42 mm	30A15/28R

# Prosthetic Feet



## Single-Axis-Foot for Men



- max. patient weight: 100 kg
- activity level (walky): 1
- heel height: 10 mm
- foot made of polyurethane
- core made of alder wood
- forefoot is flat-convex
- recommended Single-Axis-Foot Adapter: 32A1, 32A2, 32A3, 32A4

Size/Weight	Side	Adapter	Hight	Item-No.
22 cm / 260 g	left	22-25	36 mm	30A14/22L
22 cm / 260 g	right	22-25	36 mm	30A14/22R
23 cm / 310 g	left	22-25	36 mm	30A14/23L
23 cm / 310 g	right	22-25	36 mm	30A14/23R
24 cm / 330 g	left	22-25	38 mm	30A14/24L
24 cm / 330 g	right	22-25	38 mm	30A14/24R
25 cm / 370 g	left	22-25	40 mm	30A14/25L
25 cm / 370 g	right	22-25	40 mm	30A14/25R
26 cm / 430 g	left	26-30	40 mm	30A14/26L
26 cm / 430 g	right	26-30	40 mm	30A14/26R
27 cm / 470 g	left	26-30	40 mm	30A14/27L
27 cm / 470 g	right	26-30	40 mm	30A14/27R
28 cm / 500 g	left	26-30	42 mm	30A14/28L
28 cm / 500 g	right	26-30	42 mm	30A14/28R
29 cm / 550 g	left	26-30	42 mm	30A14/29L
29 cm / 550 g	right	26-30	42 mm	30A14/29R




## Pirogoff-Foot

- max. patient weight: 100 kg
- activity level (walky): 1
- heel height 15 mm
- foot made of polyurethane
- separate alder wood ankle block, bondable



Size	Side	Item-No.
22 cm	left	30A18/22L
22 cm	right	30A18/22R
23 cm	left	30A18/23L
23 cm	right	30A18/23R
24 cm	left	30A18/24L
24 cm	right	30A18/24R
25 cm	left	30A18/25L
25 cm	right	30A18/25R
26 cm	left	30A18/26L
26 cm	right	30A18/26R
27 cm	left	30A18/27L
27 cm	right	30A18/27R
28 cm	left	30A18/28L
28 cm	right	30A18/28R
29 cm	left	30A18/29L
29 cm	right	30A18/29R

 For bonding, we recommend item 118P11/T with cross linker/hardener 118P23.



# Prosthetic Feet



## SACH Foot for Men with Split Toe



- max. patient weight: 80 kg = size 22-25
- max. patient weight: 95 kg = size 26-30
- activity level (walky): 1 to 2
- heel height: 10 mm  $\pm$  2 mm
- with split toe
- foot made of polyurethane
- core made of alder wood with bushing
- flat forefoot for simple alignment

Size/Weight	Side	Thread	Hight	Item-No.
22 cm / 300 g	left	M10	70 mm	30A24/22L
22 cm / 300 g	right	M10	70 mm	30A24/22R
23 cm / 365 g	left	M10	70 mm	30A24/23L
23 cm / 365 g	right	M10	70 mm	30A24/23R
24 cm / 400 g	left	M10	70 mm	30A24/24L
24 cm / 400 g	right	M10	70 mm	30A24/24R
25 cm / 445 g	left	M10	75 mm	30A24/25L
25 cm / 445 g	right	M10	75 mm	30A24/25R
26 cm / 500 g	left	M10	75 mm	30A24/26L
26 cm / 500 g	right	M10	75 mm	30A24/26R
27 cm / 535 g	left	M10	75 mm	30A24/27L
27 cm / 535 g	right	M10	75 mm	30A24/27R
28 cm / 600 g	left	M10	80 mm	30A24/28L
28 cm / 600 g	right	M10	80 mm	30A24/28R
29 cm / 670 g	left	M10	80 mm	30A24/29L
29 cm / 670 g	right	M10	80 mm	30A24/29R
30 cm / 730 g	left	M10	80 mm	30A24/30L
30 cm / 730 g	right	M10	80 mm	30A24/30R



## SACH Foot for Men with Split Toe



- max. patient weight: 80 kg = size 22-25
- max. patient weight: 95 kg = size 26-30
- activity level (walky): 1 to 2
- colour: dark brown
- heel height: 10 mm  $\pm$  2 mm
- with split toe
- foot made of polyurethane
- core made of alder wood with bushing
- flat forefoot for simple alignment

Size/Weight	Side	Thread	Hight	Item-No.
22 cm / 300 g	left	M10	70 mm	30A25/22L
22 cm / 300 g	right	M10	70 mm	30A25/22R
23 cm / 365 g	left	M10	70 mm	30A25/23L
23 cm / 365 g	right	M10	70 mm	30A25/23R
24 cm / 400 g	left	M10	70 mm	30A25/24L
24 cm / 400 g	right	M10	70 mm	30A25/24R
25 cm / 445 g	left	M10	75 mm	30A25/25L
25 cm / 445 g	right	M10	75 mm	30A25/25R
26 cm / 500 g	left	M10	75 mm	30A25/26L
26 cm / 500 g	right	M10	75 mm	30A25/26R
27 cm / 535 g	left	M10	75 mm	30A25/27L
27 cm / 535 g	right	M10	75 mm	30A25/27R
28 cm / 600 g	left	M10	80 mm	30A25/28L
28 cm / 600 g	right	M10	80 mm	30A25/28R
29 cm / 670 g	left	M10	80 mm	30A25/29L
29 cm / 670 g	right	M10	80 mm	30A25/29R
30 cm / 730 g	left	M10	80 mm	30A25/30L
30 cm / 730 g	right	M10	80 mm	30A25/30R

# Prosthetic Feet



## SACH-Foot for Men with ultra-reinforced technical polymer core



- max. patient weight: 100 kg
- activity level (walky): 1 to 2
- with split toe, with ultra-reinforced technical polymer core
- foot made of polyurethane
- flat forefoot with heel for simple alignment
- suitable for bathing/swimming prostheses

Size/Weight	Side	Thread	Height	Item-No.
22 cm / 360 g	left	M10	70 mm	30A30/22L
22 cm / 360 g	right	M10	70 mm	30A30/22R
23 cm / 390 g	left	M10	70 mm	30A30/23L
23 cm / 390 g	right	M10	70 mm	30A30/23R
24 cm / 440 g	left	M10	70 mm	30A30/24L
24 cm / 440 g	right	M10	70 mm	30A30/24R
25 cm / 500 g	left	M10	75 mm	30A30/25L
25 cm / 500 g	right	M10	75 mm	30A30/25R
26 cm / 540 g	left	M10	75 mm	30A30/26L
26 cm / 540 g	right	M10	75 mm	30A30/26R
27 cm / 570 g	left	M10	75 mm	30A30/27L
27 cm / 570 g	right	M10	75 mm	30A30/27R
28 cm / 670 g	left	M10	80 mm	30A30/28L
28 cm / 670 g	right	M10	80 mm	30A30/28R
29 cm / 700 g	left	M10	80 mm	30A30/29L
29 cm / 700 g	right	M10	80 mm	30A30/29R



## SACH-Foot for Men with ultra-reinforced technical polymer core



- max. patient weight: 100 kg
- activity level (walky): 1 to 2
- with ultra-reinforced technical polymer core
- foot made of polyurethane
- flat forefoot with heel for simple alignment
- suitable for bathing/swimming prostheses


Size/Weight	Side	Thread	Hight	Item-No.
23 cm / 400 g	left	M10	70 mm	30A31/23L
23 cm / 400 g	right	M10	70 mm	30A31/23R
24 cm / 450 g	left	M10	70 mm	30A31/24L
24 cm / 450 g	right	M10	70 mm	30A31/24R
25 cm / 500 g	left	M10	75 mm	30A31/25L
25 cm / 500 g	right	M10	75 mm	30A31/25R
26 cm / 550 g	left	M10	75 mm	30A31/26L
26 cm / 550 g	right	M10	75 mm	30A31/26R
27 cm / 600 g	left	M10	75 mm	30A31/27L
27 cm / 600 g	right	M10	75 mm	30A31/27R
28 cm / 650 g	left	M10	80 mm	30A31/28L
28 cm / 650 g	right	M10	80 mm	30A31/28R

## SACH Foot Adapter -Aluminium-



- complete with bolted connection

Weight	Thread	Mounting Height	max. $\uparrow$ kg	Item-No.
87 g	M8	9 mm	100 kg	16A1/M8
92 g	M10	9 mm	100 kg	16A1/M10


 For connecting the adapter we recommend item 118P32.

## SACH Foot Adapter -Titanium-



- complete with bolted connection
- screw M8/titanium
- screw M10/steel

Weight	Thread	Mounting height	max. $\uparrow$ kg	Item-No.
77 g	M8	9 mm	max. body weight: 100 kg	16A6/M8
 110 g	M10	9 mm	175 kg	16A6/M10


 For bonding the adapter we recommend item 118P32.

## SACH Foot Adapter -Stainless Steel-



- complete with bolted connection
- 16A9/M10 to be used only in conjunction with SACH Foot for Men 30A150

Weight	Thread	Mounting Height	max. $\uparrow$ kg	Item-No.
136 g	M8	9 mm	100 kg	16A2/M8
148 g	M10	9 mm	125 kg	16A2/M10
145 g	M10	9 mm	150 kg	16A9/M10

 For connecting the adapter we recommend item 118P32.


# Prosthetic Feet



## SACH Foot Adapter -Titanium-

- modular system oversize for 225 kg
- for adapter with large adjustment core
- complete with bolted connection
- steel screw with fine thread M14x1,5
- usage only in combination with screw adapter 11A225/T

Material	Weight	Mounting Height	max. ↑kg	Item-No.
Titanium	203 g	9 mm	225 kg	16A7/M14

 Modular system for 225 kg! For bonding the adapter we recommend article 118P32.



## Bolted Connection for SACH Foot

- for all SACH-foot-adapters
- consists of: 1 socket cap screw, 1 washer, 1 serrated lock washer


Material	Thread	Weight	Item-No.
Steel	M8	32 g	16A2/E8
Steel	M10	48 g	16A2/E10



## SACH Foot Connection Disc

- made of plastic
- to be bonded to cosmetic soft foam cover and affixed onto the SACH foot adapter

SACH Foot Adapter	Weight	Item-No.
16A1/M8	15 g	29A1
16A1/M10	15 g	
16A2/M8	15 g	
16A2/M10	15 g	
16A6/M8	15 g	
16A6/M10	15 g	

 For bonding we recommend 118P12.



## Single-Axis-Foot Adapter -Titanium-

- with lower bearing shell, plantar flexion bumper and a dorsal flexion bumper 32A6/D5

Foot size	Weight	Eff. height	max. ↑kg	Item-No.
22-25 cm	218 g	27 mm	100 kg	32A3/22-25
26-30 cm	227 g	27 mm	100 kg	32A3/26-30

 The adjustment of the heel height and of the dorsal flexion can be varied with different dorsal flexion bumpers like 32A6/... .




## Single-Axis-Footer Adapter -Steel-

- with lower bearing shell, plantar flexion bumper and a dorsal flexion bumper 32A6/D5

Foot Size	Weight	Mounting Height	max. †kg	Item-No.
22-25 cm	312 g	27 mm	100 kg	32A4/22-25
26-30 cm	322 g	27 mm	100 kg	32A4/26-30

 The adjustment of the heel height and of the dorsal flexion can be varied with different dorsal flexion bumpers like 32A6/... .



## Dorsal Flexion Bumper

- for single-axis-foot adapter 32A2, 32A3 and 32A4
- for adjustment of heel height and dorsal flexion
- each size 1 soft and 1 hard bumper


Foot Size	Hight	Flexion	Item-No.
22-30 cm	5 mm	soft + hard	32A6/D5
22-30 cm	10 mm	soft + hard	32A6/D10



## Connection Cap

- for single-axis-foot adapter
- made of plastic with slot for easier insertion
- suitable for 32A2, 32A3 and 32A4
- weight 15 g (size 27)

Foot Size	Weight	Item-No.
22 cm	10 g	32A5/22
23 cm	11 g	32A5/23
24 cm	12 g	32A5/24
25 cm	13 g	32A5/25
26 cm	14 g	32A5/26
27 cm	14.5 g	32A5/27
28 cm	16 g	32A5/28
29 cm	17 g	32A5/29

 Bond to cosmetic soft foam cover with Listra Fix Adhesive 118P12 and clip on foot.

# Prosthetic Feet



## Service Parts Set

- for single-axis-foot adapter 32A2, 32A3 and 32A4
- Set consisting of 1 lower bearing shell, 1 heel rubber bumper soft (red), 1 heel rubber bumper hard (beige) and 1 shim plate

	Item-No.
	32A6/E



## Connection Cap

- for single-axis-feet
- consisting of polyurethane
- fits snugly onto the standard joint 32A3 and 32A4

Foot Size	Item-No.
23 – 24 cm	32A11/2-3
25 – 26 cm	32A11/4-5
27 – 28 cm	32A11/6-7



## Universal Foot Adapter -Stainless Steel-

- complete for single-axis feet
- effective height (EH) incl. thread length
- use in connection with ankle block 31A3 and 31A4
- maintenance free

Foot Size	Weight	Mounting Height	max. ↑ kg	Item-No.
23 – 30 cm	195 g	97 mm	100 kg	32A1

 Please order the dorsal flexion bumper 32A1/D and the plantar flexion bumper 32A1/F separately.

## Ankle Block -PUR- Light



- for all single-axis feet
- use in connection with a universal foot adapter 32A1

Foot Size	Side	Hight	max. ⚡kg	Item-No.
22 cm	left	155 mm	100 kg	31A4/22L
22 cm	right	155 mm	100 kg	31A4/22R
23 cm	left	155 mm	100 kg	31A4/23L
23 cm	right	155 mm	100 kg	31A4/23R
24 cm	left	155 mm	100 kg	31A4/24L
24 cm	right	155 mm	100 kg	31A4/24R
25 cm	left	155 mm	100 kg	31A4/25L
25 cm	right	155 mm	100 kg	31A4/25R
26 cm	left	155 mm	100 kg	31A4/26L
26 cm	right	155 mm	100 kg	31A4/26R
27 cm	left	155 mm	100 kg	31A4/27L
27 cm	right	155 mm	100 kg	31A4/27R
28 cm	left	155 mm	100 kg	31A4/28L
28 cm	right	155 mm	100 kg	31A4/28R

## Ankle Block -Wood-



- with enclosed nylon bushing
- for all single-axis feet
- use in connection with a universal foot adapter 32A1

Foot Size	Side	Hight	max. ⚡kg	Item-No.
22 cm	left	152 mm	100 kg	31A3/22L
22 cm	right	152 mm	100 kg	31A3/22R
23 cm	left	152 mm	100 kg	31A3/23L
23 cm	right	152 mm	100 kg	31A3/23R
24 cm	left	152 mm	100 kg	31A3/24L
24 cm	right	152 mm	100 kg	31A3/24R
25 cm	left	152 mm	100 kg	31A3/25L
25 cm	right	152 mm	100 kg	31A3/25R
26 cm	left	152 mm	100 kg	31A3/26L
26 cm	right	152 mm	100 kg	31A3/26R
27 cm	left	152 mm	100 kg	31A3/27L
27 cm	right	152 mm	100 kg	31A3/27R
28 cm	left	152 mm	100 kg	31A3/28L
28 cm	right	152 mm	100 kg	31A3/28R

## Dorsal Flexion Bumper



- and for universal foot adapter 32A1
- in connection with ankle block 31A3 and 31A4 for adjustment of heel height

Heel height	Hight	Item-No.
less	10 mm	32A1/D10
standard	12 mm	32A1/D12
more	14 mm	32A1/D14





## Plantar Flexion Bumper

- for Universal Foot Adapter 32A1
- made of rubber

Foot Size	Diameter	Item-No.
22 – 25 cm	23 mm	32A1/F23
26 – 30 cm	27 mm	32A1/F27

## Ankle Block made of poplar wood



- complete with bolted connection in steel
- suitable for left and right side
- bolted connection set 31A1/E8 resp. 31A1/E10

Foot Size	Thread	Hight	max. ⚖️kg	Item-No.
22 – 25 cm	M8 x 90 mm	118 mm	100 kg	31A2/M8
26 – 28 cm	M10 x 90 mm	118 mm	100 kg	31A2/M10



Suitable for all SACH feet and all dynamic feet!

## Ankle Block -PUR- light



- max. patient weight: 100 kg
- complete with bolted connection in steel
- suitable for left and right side
- spare socket cap screw M10, zinc-plated 90 mm 22A2/M10

Foot Size	Thread	Hight	max. ⚖️kg	Item-No.
22 – 25 cm	M8 x 90 mm	116 mm	100 kg	31A1/M8
26 – 28 cm	M10 x 90 mm	116 mm	100 kg	31A1/M10
29 – 30 cm	M10 x 90 mm	116 mm	100 kg	31A1/M10L



Suitable for all SACH feet and all dynamic feet!

## Bolted Connection Set



- for ankle block 31A1 and 31A2
- consists of: 1 drive-in nut, 1 hex socket cap screw, 1 x washer

Material	Weight	Thread x Length	Item-No.
Steel	45 g	M8 x 85 mm	31A1/E8
Steel	74 g	M10 x 90 mm	31A1/E10

## Socket Cap Screw -Titanium-



- suitable for 31A1 and 31A2
- for weight reduction

Material	Weight	Thread x Length	Item-No.
Titanium	21 g	M8 x 85 mm	22A3/8x85
Titanium	36 g	M10 x 90 mm	22A3/10x90

# Prosthetic Feet



## Ankle Block -Wood-

- use bolted connection set 31A6
- usable right and left

Foot Size	Hight	max. $\uparrow$ kg	Item-No.
22 – 25 cm	136 mm	100 kg	31A5/22-25
26 – 30 cm	136 mm	100 kg	31A5/26-30

 for all SACH and dynamic feet



## Bolted Connection Set, M8

- for ankle block 31A5/22-25
- consisting of 1 Socket Cap Screw 22A2/M8, 1 Threaded bushing, 1 Washer, steel, 1 Lock Washer, steel 16A8/M8F

Material	Weight	Thread x Length	Item-No.
Steel	70 g	M8 x 90 mm	31A6/M8

 for all dynamic and SACH feet with M8 thread



## Bolted Connection Set, M10

- for ankle block 31A5/26 – 30
- consisting of 1 Socket Cap Screw 22A2/M10, 1 Threaded bushing, 1 Washer, steel, 1 Lock Washer, steel 16A8/M10F

Material	Weight	Thread x Length	Item-No.
Steel	90 g	M10 x 90 mm	31A6/M10

 for all dynamic and SACH feet with M10 thread








# Modular Structural Parts

Even complicated residual limb positions are easy to supply, moreover there are manifold options to do so. We offer a wide variety of elaborate modular structural parts that enable you to align functional and modern prostheses.

For many years now, our staff members have been developing parts that are 100 % made by Streifeneder. The realization of the initial idea up to the finished product takes place in our own production facilities and of course corresponds to current ISO-standards. Our modular structural parts are made of different top quality material alloys. Depending on the individual requirements, they are able to offer a maximum amount of safety to the amputee. This fact and continuing further development of the geometrics with state-of-the-art technical equipment enabled us to manufacture modular structural components even for heavy-weight patients. Through adjusting screws and pyramid connections the alignment and the statics of a prosthesis can be individually determined. The great variety of different adapters and their combination potential offers the orthopaedic technician a maximum of flexibility when aligning a prosthesis.

Each structural part of the Streifeneder ortho.production is marked with a serial number. This facilitates the quality management of our customers and allows for a comprehensible and continuous documentation.

 Please do not allow the torque wrench to click more than once – further tightening will increase the torque, which may result in damaging the modular component. Release the torque wrench after tightening. Please bear in mind that once a year the torque wrench has to be recalibrated according to ISO certification standards. We would be glad to offer you this service.



## Prosthetic care for heavy-weight users

The Heavy-Duty-Line by Streifeneder ortho.production GmbH contains components for bodyweight of up to max. 225 kg and helps heavy-weight people to regain their mobility.

With these structural parts, the orthopaedic technician can effect even difficult prosthetic care while trusting in excellent quality in all aspects.

### Features

- Prosthetic care for users with body weight of up to 225 kg (496 lbs)
- Low construction weight plus maximum rigidness due to high quality titanium and aluminium
- Consistently excellent quality "made by Streifeneder ortho.production"
- Approved according to ISO 10328 standards

We offer useful product solutions even for difficult prosthetic cases. Due to a special titanium alloy, we are able to provide a complete range of structural components for weight load of up to 175 kg. This enables the orthopaedic technician to provide all necessary components to patients with higher body weight.

The components are compatible with all structural components by Streifeneder ortho.production GmbH.

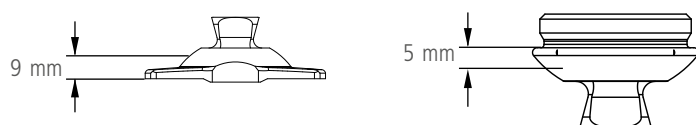
- Up to max. body weight of 175 kg, including carried and supported loads
- Made from titanium
- Especially sturdy by special surface treatment
- Prosthetic care even for complicated cases

# Modular Structural Parts

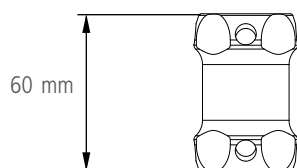
In order to support the orthopaedic technician when determining the effective system height of a prosthesis, Streifeneder ortho.production has developed a simple system to establish the assembly height. For this purpose, you will find the assembly height of each individual component on the following pages.

In order to make the system as simple as possible, the assembly height of most components corresponds to the visible height when installed. An exception to this general rule are components with tube clamp adapters, where the assembly height is the total height of the component minus the depth of penetration of the tube.

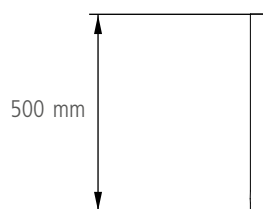
If a component equipped with pyramidal connector plunges into an adapter, the assembly height is calculated up to the visible middle of the calotte.



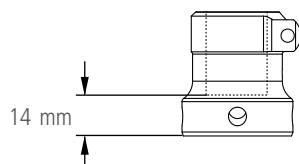
When using components with adjusting core, the total height is equal to the assembly height because the component is entirely visible when installed.



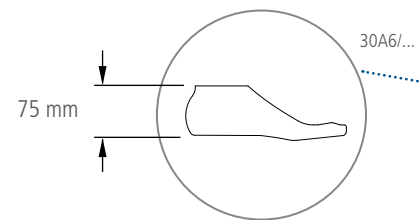
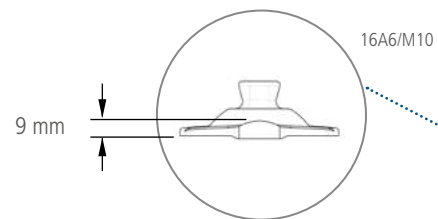
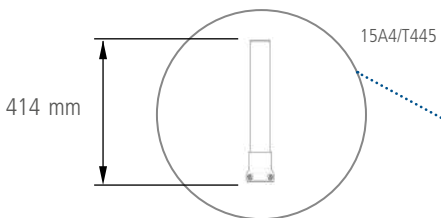
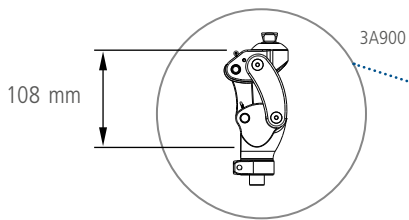
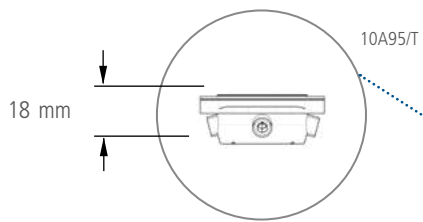
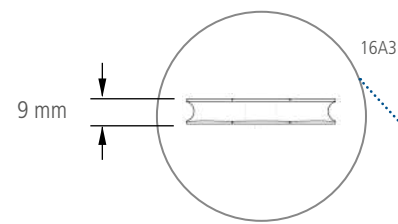
In the case of tubes, the total length is taken to calculate the assembly height.



For screw adapters with tube clamp adapters, where the assembly height is the total height of the adapter minus the depth of penetration of the tube.



Adding up the individual assembly heights results in the system height of the prosthesis (as depicted in the example on the opposite page).



**Total Height: 633 mm**





# Modular Structural Parts

## Tube Adapter -Aluminium-, Ø 30 mm



- with light metal alloy tube Ø 30 x 2,5 mm
- with adjustment core support
- with 4 adjustment screws 22A2/M8x14, zinc-plated

Material	Weight	Mounting Height	max. ↑ kg	Item-No.
Aluminium/ Aluminium	175 g	min. 78 mm max. 214 mm	100 kg	15A2/A200
Aluminium/ Aluminium	290 g	min. 78 mm max. 414 mm	100 kg	15A2/A400



## Tube Adapter -Titanium-, Ø 30 mm

- with light metal alloy tube Ø 30 x 2.5 mm
- with adjustment core support
- with 4 adjustment screws 22A4/8x12 and 2 adjustment screws 22A4/8x16



Material	Weight	Mounting Height	max. ↑ kg	Item-No.
 Aluminium/ Titanium	200 g	min. 78 mm max. 214 mm	175 kg*	15A4/T225
 Aluminium/ Titanium	315 g	min. 78 mm max. 414 mm	175 kg*	15A4/T445

\*only for activity level 1 to 3, 150 kg for all activity levels

## Tube Adapter -Stainless Steel-, Ø 30 mm

- with light metal alloy tube Ø 30 x 2,5 mm
- with adjustment core support
- with 4 adjustment screws 22A2/M8x14, zinc-plated



Material	Weight	Mounting Height	max. ↑ kg	Item-No.
Aluminium/ Stainless Steel	245 g	min. 78 mm max. 214 mm	125 kg	15A3/S200
Aluminium/ Stainless Steel	360 g	min. 78 mm max. 414 mm	125 kg	15A3/S400

# Modular Structural Parts



## Light Metal Alloy Tube -Aluminium-, Ø 30 mm

- Light metal alloy tube Ø 30 x 2 mm
- suitable for adapters with tube support Ø 30 mm

Material	Mounting Height	Weight	max. ↑ kg	Item-No.
Aluminium	500 mm	250 g	100 kg	28A2/A500



## Rotation Adapter

- guarantees permanent backlash-freedom due to its new locking mechanism - even under continuously high and changing loads
- with the rotation adapter, rotating of the lower leg is possible in flexed as well as in extended position; rotation: 360°
- automatically re-locks into place
- the rotation adapter 10A16/S is not approved for use in hip disarticulation prostheses
- the distal and proximal connectors are tiltable by 6° in all directions

Material	Weight	Mounting Height	max. ↑ kg	Item-No.
Stainless Steel	193 g	25 mm	125 kg	10A16/S

 Frequently repeated every-day motions such as putting on shoes or getting into a car are therefore considerably easier.



## Tube Adapter, short, Ø 30 mm

- with adjustment core support
- with 4 adjustment screws 22A2/M8x14
- connection: Ø 30 mm
- for high loads
- for very short transtibial prostheses

Material	Weight	Mounting Height	max. ↑ kg	Item-No.
Aluminium	130 g	min. 57 mm max. 100 mm	100 kg	15A5/A100
Titanium	145 g	min. 57 mm max. 100 mm	125 kg	15A5/T100
Stainless Steel	240 g	min. 57 mm max. 100 mm	150 kg	15A5/S100

# Modular Structural Parts

## Tube Adapter, rotatable, Ø 30 mm



- with adjustment core support
- with 4 adjustment screws 22A2/M8x12, zinc-plated
- connection: Ø 30 mm
- for maximal length adjustment of 7 mm
- for rotation adjustment

Material	Weight	Mounting Height	max. ↑ kg	Item-No.
Aluminium	70 g	46 mm	100 kg	11A13/A
Titanium	77 g	46 mm	125 kg	11A13/T
Stainless Steel	120 g	46 mm	150 kg	11A13/S

## Tube Clamp Adapter, Ø 30 mm



- total height 47 mm
- for tubes of Ø 30 mm
- with adjustment core support
- with 4 adjustment screws 22A2/M8x14, zinc-plated

Material	Weight	Mounting Height	max. ↑ kg	Item-No.
Aluminium	77 g	14 mm	100 kg	11A11/A
Titanium	82 g	14 mm	175 kg	11A11/T
Stainless Steel	120 g	14 mm	125 kg	11A11/S

## Tube Clamp Adapter, Ø 30 mm



- Total height: 47 mm
- for tubes of Ø 30 mm
- with adjustment core support
- with 4 adjustment screws 22A2/M8x14 zinc-plated (11A17/S)
- with 4 adjustment screws 22A4/8x12 and 2 adjustment screws 22A4/8x16 (11A17/T)

Material	Weight	Mounting height	max. ↑ kg	Item-No.
stainless steel	135 g	14 mm	125 kg	11A17/S
titanium	82 g	14 mm	175 kg	11A17/T

## Tube Clamp Adapter, 10° angle, Ø 30 mm



- total height: 55 mm
- for tubes of Ø 30 mm
- only in connection with modular hip joint 7A4
- with adjustment core support
- with 4 adjustment screws 22A2/M8x14, zinc-plated

Material	Weight	Mounting Height	max. ↑ kg	Item-No.
Titanium	84 g	21 mm	100 kg	11A12/T
Stainless Steel	125 g	21 mm	125 kg	11A12/S



### Tube Clamp Adapter, -titanium-, 20° angle, Ø 30 mm

- total height 58 mm
- for tubes Ø 30 mm
- only in connection with modular hip joint
- recommended for larger pelvic baskets
- with adjustment core adapter
- with 4 adjustment set screws 22A2/M8x14, zinc-plated

Material	Weight	Mounting Height	max. ↑ kg	Item-No.
Titanium	103 g	24 mm	100 kg	11A20/T



### Tube Clamp Adapter, Ø 30 mm

- with adjustment core
- total height 55 mm
- for tubes of Ø 30 mm

Material	Weight	Mounting Height	max. ↑ kg	Item-No.
Aluminium	70 g	6 mm	100 kg	11A15/A
Titanium	78 g	6 mm	100 kg	11A15/T
Stainless Steel	125 g	6 mm	125 kg	11A15/S



### Service Parts Set for Clamping Unit Ø 30 mm

- complete for all tube adapters with clamping unit Ø 30 mm
- consisting of: clamp pin, clamp pin with thread, socket cap screw, plastic-cap

for adapter	Colour	Item-No.
Aluminium or Titanium	black	11A11/E1



### Slide Adapter with Lamination Anchor

- for direct lamination into transtibial prostheses with long residual limbs; for connection with a prosthetic foot
- for additional translational adjustments
- with adjustment core support
- with 4 adjustment screws 22A2/M8x14, zinc-plated
- adjustment range: aluminium +/- 9 mm, titanium +/- 11 mm
- silicone dummy not included

Material	Weight	Mounting Height	max. ↑ kg	Item-No.
Aluminium	135 g	49 mm	75 kg	10A41/A

# Modular Structural Parts



## Slide Adapter, Ø 30 mm

- total height 10A42/A: 72 mm
- total height 10A42/T: 68 mm
- for tubes with Ø 30 mm
- with adjustment core support
- with 4 adjustment screws 22A2/M8x14 zinc-plated
- for additional translational adjustment
- Adjustment range: Aluminium +/- 9 mm, Titanium +/- 11 mm

Material	Weight	Mounting Height	max. ↑ kg	Item-No.
Aluminium	150 g	39 mm	75 kg	10A42/A
Titanium	175 g	35 mm	175 kg*	10A42/T

\*only for activity level 1 to 3, 150 kg for all activity levels

activity levels only apply to 10A42/T



## Slide Adapter -Titanium-

- with adjustment core support on both sides
- distal and proximal ea. with 4 adjustment screws 22A2/M8x14, zinc-plated
- for connection between two adjustment cores
- for distal and proximal change of angle
- for additional translational adjustment
- Adjustment range: +/-11 mm

Material	Weight	Mounting Height	max. ↑ kg	Item-No.
Titanium	214 g	60 mm	100 kg	10A43/T60
Titanium	224 g	75 mm	100 kg	10A43/T75

## Double Adapter -Aluminium-



- with adjustment core support on both sides
- distal and proximal ea. with 4 adjustment screws 22A2/M8x14, zinc-plated
- for connection between two adjustment cores

Material	Weight	Mounting Height	max. ↑kg	Item-No.
Aluminium	76 g	32 mm	100 kg	10A50/A32
Aluminium	80 g	36 mm	100 kg	10A50/A36
Aluminium	84 g	40 mm	100 kg	10A50/A40
Aluminium	90 g	45 mm	100 kg	10A50/A45
Aluminium	95 g	50 mm	100 kg	10A50/A50
Aluminium	99 g	55 mm	100 kg	10A50/A55
Aluminium	104 g	60 mm	100 kg	10A50/A60
Aluminium	108 g	65 mm	100 kg	10A50/A65
Aluminium	112 g	70 mm	100 kg	10A50/A70
Aluminium	117 g	75 mm	100 kg	10A50/A75

## Double Adapter -Titanium-



- with adjustment core support on both sides
- distal and proximal each with 4 adjustment screws 22A2/M8x12 and 2 adjusting screw 22A4/8x16
- for connection between two adjustment cores

Material	Weight	Mounting Height	max. ↑kg	Item-No.
Titanium	89 g	32 mm	125 kg	10A50/T32
Titanium	104 g	45 mm	125 kg	10A50/T45
Titanium	120 g	60 mm	125 kg	10A50/T60
Titanium	135 g	75 mm	125 kg	10A50/T75



## Double Adapter -Stainless Steel-



- with adjustment core support on both sides
- distal and proximal ea. with 4 adjustment screws 22A2/M8x14 zinc-plated
- connection between two adjustment cores

Material	Weight	Mounting Height	max. ↑kg	Item-No.
Stainless Steel	131 g	32 mm	150 kg	10A50/S32
Stainless Steel	160 g	45 mm	150 kg	10A50/S45
Stainless Steel	188 g	60 mm	150 kg	10A50/S60
Stainless Steel	214 g	75 mm	150 kg	10A50/S75

## Double Adapter



- with adjustment core and adjustment core adapter
- 4 adjustment set screws 22A2/M8x14 zinc-plated
- for extension of a socket adapter with adjustment core

Material	Weight	Mounting Height	max. ↑ kg	Item-No.
Aluminium	88 g	36 mm	100 kg	11A14/A
Titanium	96 g	36 mm	125 kg	11A14/T
Stainless Steel	156 g	36 mm	150 kg	11A14/S

## Double Adapter



- with adjustment core support on both sides
- for connection between two adjustment core adapters

Material	Weight	Mounting Height	max. ↑ kg	Item-No.
Aluminium	78 g	15 mm	100 kg	10A60/A41




# Modular Structural Parts



## Sliding Plate -Aluminium-

- use only during test runs within the orthopaedic workshop
- application into the final prosthesis is not permitted
- the sliding plate features M6 threaded holes to connect socket adapters by screws
- the thread holes allow an offset position of 9, 18, 27 or 36 mm
- offset position is possible in lateral, medial, anterior or posterior direction

Material	Weight	Mounting Height	max. $\uparrow$ kg	Item-No.
Aluminium	162 g	8 mm	100 kg	10A30/A



## Adjusting Device for Modular Prostheses -Aluminium-

- use only during test runs within the orthopaedic workshop
- serves as an adjustment aid during fittings
- slide possibility in sagittal and frontal level
- adjustment range: +/- 25 mm with calibration

Material	Weight	Mounting Height	max. $\uparrow$ kg	Item-No.
Aluminium/ Steel	304 g	20 mm	100 kg	10A40/A



## Vario Test Tube -Aluminium-

- use only during test runs within the orthopaedic workshop
- allows continuous height adjustment of the prosthesis during the trial phase
- adjustable height: 65 mm
- proximal outer diameter:  $\varnothing$  34 mm
- distal inner diameter:  $\varnothing$  30 mm

Material	Weight	Mounting Height	max. $\uparrow$ kg	Item-No.
Aluminium	134 g	variable	125 kg	10A100/A

## Socket Adapter



- with adjustment core
- with adjustment hole  $\varnothing$  8,5 mm
- for connection of different modular parts or distal socket ends

Material	Weight	Mounting Height	max. $\uparrow$ kg	Item-No.
Aluminium	70 g	12 mm	100 kg	10A90/A
Titanium	50 g	8 mm	175 kg	10A90/T
Stainless Steel	87 g	8 mm	150 kg	10A90/S




## Socket Adapter without Seat Ring -Titanium-



- with adjustment core
- with adjustment hole  $\varnothing$  8.5 mm
- use for even connection surfaces

Material	Weight	Mounting Height	max. $\uparrow$ kg	Item-No.
Titanium	48 g	8 mm	100 kg	10A90/TF


## Socket Adapter, rotatable



- with adjustment core
- with center hole  $\varnothing$  8,5 mm
- for connection of different modular parts or distal socket ends
- with additional rotation adjustment (raster adjustment)

Material	Weight	Mounting Height	max. $\uparrow$ kg	Item-No.
Titanium	82 g	10 mm	100 kg	10A96/T
Stainless Steel	132 g	10 mm	125 kg	10A96/S

## Socket Adapter, rotatable



- with adjustment core
- with center hole  $\varnothing$  8,5 mm
- for connection of different modular parts or distal socket ends
- continuous rotation adjustment

Material	Weight	Mounting Height	max. $\uparrow$ kg	Item-No.
Aluminium/ Titanium	65 g	12 mm	100 kg	10A91/T3
Aluminium/ Steel	90 g	12 mm	100 kg	10A91/S3



## Socket Adapter, eccentric

- with adjustment core
- with center hole  $\varnothing$  8,5 mm
- for connection of different modular parts or distal socket ends
- 7 mm axial offset

Material	Weight	Mounting Height	max. $\uparrow$ kg	Item-No.
Aluminium	50 g	8 mm	75 kg	10A94/A
Stainless Steel	100 g	8 mm	125 kg	10A94/S



## Socket Adapter, diagonally offset

- with adjustment core
- with center hole  $\varnothing$  8,5 mm
- for connection of different modular parts or distal socket ends
- 5 mm diagonal offset


Material	Weight	Mounting Height	max. $\uparrow$ kg	Item-No.
Stainless Steel	102 g	8 mm	125 kg	10A93/S



## Socket Adapter

- with adjustment core support
- with 4 adjustment set screws 22A2/M8x12, zinc-plated
- for connection of different modular parts or distal socket ends

Material	Weight	Mounting Height	max. $\uparrow$ kg	Item-No.
Aluminium	44 g	16 mm	100 kg	10A92/A
Titanium	65 g	16 mm	100 kg	10A92/T
Stainless Steel	106 g	16 mm	125 kg	10A92/S



## Socket Adapter with Rotation Adjustment

- with adjustment core support
- with 4 adjustment screws 22A4/8x12 and 2 adjustment screws 22A4/8x16 (10A95/T)
- with 4 adjustment screws 22A2/M8x14 zinc-plated (10A95/S)
- for connection of different modular parts or distal socket ends
- with additional rotation adjustment (raster)

Material	Weight	Mounting height	max. $\uparrow$ kg	Item-No.
titanium	76 g	18 mm	175 kg	10A95/T
stainless steel	125 g	18 mm	125 kg	10A95/S


# Modular Structural Parts



## Pressure Plate -Stainless Steel-

- spare part for socket adapter 10A96 and 10A95
- 1 mm distance compensation to other modular parts

Material	Weight	Thickness	Item-No.
Stainless Steel	10 g	1 mm	10A96/SE1



## Socket Adapter, rotatable, Aluminium/Steel

- with adjustment core support
- with 4 adjustment set screws
- for connection of different modular parts or distal socket ends
- continuous rotation adjustment via M36 inner thread

Material	Weight	Mounting Height	max. ⚡kg	Item-No.
Aluminium/ Titanium	77 g	22 mm	100 kg	10A91/T2
Aluminium/ Steel	106 g	22 mm	100 kg	10A91/S2



## Socket Adapter, axially offset

- activity level (walky): 1 to 3
- with adjustment core support
- with 4 adjustment set screws 22A2/M8x14, zinc-plated
- for connection of different modular parts or distal socket ends
- 7 mm axial offset

Material	Weight	Mounting Height	max. ⚡kg	Item-No.
Titanium	78 g	16 mm	100 kg	10A89/T
Stainless Steel	118 g	16 mm	100 kg	10A89/S



## Socket Adapter

- with adjustment core
- for direct lamination for B/K-protheses
- with wide groove
- with center hole  $\varnothing$  8,5 mm
- with lamination dummy 22A8



Material	Weight	Installation height	max. ⚡kg	Item-No.
aluminium	57 g	14 mm	max. body weight: 100 kg	10A3/A
titanium	69 g	14 mm	175 kg	10A3/T
stainless steel	100 g	14 mm	max. body weight: 100 kg	10A3/S



## Socket Adapter

- with adjustment core support
- with 4 adjustment set screws 22A2/M8x14
- for direct lamination
- with wide groove
- including of lamination dummy 22A10

Material	Weight	Mounting Height	max. $\uparrow$ kg	Item-No.
Aluminium	53 g	24 mm	100 kg	10A6/A
Titanium	85 g	24 mm	100 kg	10A6/T
Stainless Steel	140 g	24 mm	100 kg	10A6/S



## Socket Adapter -Stainless Steel-

- with adjustment core
- for direct lamination into trans-femoral sockets
- with lamination dummy 22A8

Material	Weight	Mounting Height	max. $\uparrow$ kg	Item-No.
Stainless Steel	118 g	12 mm	150 kg	10A5/S



## Socket Adapter, rotatable

- with adjustment core
- for direct lamination into trans-femoral sockets
- with center hole  $\varnothing$  8,5 mm
- continuous rotation adjustment possible

Material	Weight	Mounting Height	max. $\uparrow$ kg	Item-No.
Titanium/Steel	147 g	13 mm	100 kg	10A1/TS
Stainless Steel	170 g	13 mm	125 kg	10A1/S



 Please order our lamination dummy 22A9 separately!



## Socket Adapter, rotatable

- with adjustment core support
- with 4 adjustment set screws 22A2/M8x12, zinc-plated
- for direct lamination into trans-femoral sockets
- continuous rotation adjustment possible


Material	Weight	Mounting Height	max. ↑ kg	Item-No.
Titanium/Steel	159 g	21 mm	100 kg	10A2/TS
Stainless Steel	186 g	21 mm	125 kg	10A2/S



## Socket Adapter -Stainless Steel-

- with M36 inner thread
- for combination with rotatable adapters 10A22, 10A23
- for direct lamination to the femoral socket
- infinitely variable rotation adjustment
- including socket cap screw 22A2/5x30

Material	Weight	Mounting height	max. ↑ kg	Item-No.
stainless steel	107 g	8 mm	125 kg	10A21/S

 Please order our lamination dummy 22A9 separately!



## Socket Adapter, 4-Arm -Stainless Steel-

- with adjustment core
- for direct lamination into trans-femoral sockets
- also suitable for direct connections to check sockets
- continuous rotation adjustment possible

Material	Weight	Mounting Height	max. ↑ kg	Item-No.
Stainless Steel	180 g	23 mm	150 kg	10A8/S

 Please order our lamination dummy 22A9 separately!


# Modular Structural Parts



## Socket Adapter, 4-Arm -Stainless Steel-

- with adjustment core support
- with 4 adjustment screws 22A2/M8x14, zinc-plated
- for direct lamination to the femoral socket
- also suitable for direct connection to a test socket
- infinitely variable rotary adjustment possible

Material	Weight	Mounting Height	max. ↑ kg	Item-No.
Stainless Steel	170 g	28 mm	150 kg	10A9/S

 Please order our lamination dummy 22A9 separately!



## Socket Adapter, 4-Arm -Stainless Steel-

- with M36 inner thread
- for combination with rotatable adapters 10A22, 10A23
- for direct lamination to the femoral socket
- also suitable for direct connection to a test socket
- infinitely variable rotation adjustment
- including socket cap screw 22A2/M5x20

Material	Weight	Mounting Height	max. ↑ kg	Item-No.
Stainless Steel	90 g	15 mm	150 kg	10A25/S

 Please order our lamination dummy 22A9 separately!



## Socket Adapter, rotatable

- with 4 adjusting screws 22A4/8x12 and 2 adjusting screws 22A4/8x16 (10A22/T), with 4 adjusting screws 22A2/M8x14 zinc-plated (10A22/S)
- with M36 external thread
- for combination with M36 inner thread

Material	Weight	Mounting height	max. ↑ kg	Item-No.
titanium	53 g	13 mm	175 kg	10A22/T
stainless steel	77 g	13 mm	150 kg	10A22/S



## Socket Adapter, rotatable

- with adjustment core
- with M36 outer thread
- with center hole  $\varnothing$  8,5 mm
- for combination with M36 inner thread

Material	Weight	Mounting height	max. ↑ kg	Item-No.
titanium	38 g	5 mm	175 kg	10A23/T
stainless steel	63 g	5 mm	125 kg	10A23/S







## Lamination Dummy

- for socket adapter with adjustment core 10A3, 10A5
- for protection of the adjustment core during the lamination process
- without hole

Material	Item-No.
Silicone	22A8



## Lamination Dummy

- for positioning of the lamination anchor onto the plaster positive
- for socket adapter 10A1, 10A2, 10A8, 10A9, 10A21 and 10A25 with M36 inner thread

Material	Item-No.
POM	22A9



## Lamination Dummy

- for socket adapter 10A6
- for protection of the adjustment core support during the lamination process
- with adjustment core marking
- no need for plasticine

Material	Item-No.
Silicone	22A10



## Lamination Dummy

- for Socket Adapter 10A44/A
- serves as a deep-drawing or laminating aid

Material	Item-No.
POM	10A44/D



## Socket Attachment Block



- with poplar wood
- 4 countersink head bolts 22A5/M6x20
- incl. lamination dummy 12A3/E2 and sealing grease 22A100
- with plastic for optimal sanding
- for better connection with laminate and for easier sanding

Block	Hight	max. ↑ kg	Item-No.
Ø 148 mm	65 mm	125 kg	12A5
Ø 120 mm	65 mm	125 kg	12A3
Ø 107 mm	33 mm	125 kg	12A7

## Lamination Dummy

for socket attachment block



- for 12A3, 12A5, 12A7
- for safe sealing during the lamination process
- no need for plasticine

Item-No.
12A3/E2

# Modular Structural Parts

## Tube Adapter -Stainless Steel-, Ø 34 mm



- with light metal alloy tube Ø 34 x 2 mm
- with adjustment core support
- with 4 adjustment screws 22A2/M8x14, zinc-plated

Material	Weight	Mounting Height	max. ↑ kg	Item-No.
Aluminium/ Stainless Steel	280 g	min. 100 mm max. 215 mm	150 kg	150A3/S200
Aluminium/ Stainless Steel	395 g	min. 100 mm max. 415 mm	150 kg	150A3/S400

## Tube Adapter -Titanium-, Ø 34 mm



- with light metal alloy tube Ø 34 x 2 mm
- with adjustment core support
- with 4 adjustment screws 22A2/M8x14, zinc-plated


Material	Weight	Mounting Height	max. ↑ kg	Item-No.
Aluminium/ Titanium	215 g	min. 100 mm max. 215 mm	150 kg	150A4/T225
Aluminium/ Steel	330 g	min. 100 mm max. 415 mm	150 kg	150A4/T445

## Light Metal Tube, -Aluminium-, Ø 34 mm



- Light metal tube Ø 34 x 6 mm
- suitable for adapters with tube support Ø 34 mm

Material	Mounting Height	Weight	max. ↑ kg	Item-No.
Aluminium	300 mm	460 g	225 kg	28A3/A300


 Modular system for up to max. 225 kg!



### Tube Clamp Adapter -Titanium-, Ø 34 mm

- total height: 55 mm
- for tubes with Ø 34 mm
- adjustment core adapter suitable for standard modular system
- with 4 adjusting screws 22A2/M8x14 mm, zinc-plated

Material	Weight	Mounting Height	max. ↑ kg	Item-No.
Titanium	131 g	16 mm	225 kg	11A250/T


 For users with body weight of more than 125 kg. Modular system up to max. 225 kg - with straight, non-adjustable construction!



### Tube Clamp Adapter -Titanium-, Ø 34 mm

- total height: 55 mm
- tube clamp Ø 34 mm and large adjustment core adapter
- adjustment core adapter exclusively suitable for SACH foot adapter 16A7/M14 and socket adapter 10A7/T
- with 4 adjustment set screws 22A2/M10x16

Material	Weight	Mounting Height	max. ↑ kg	Item-No.
Titanium	167 g	21 mm	225 kg	11A225/T

 Modular system for 225 kg!



### Tube Clamp Adapter, Ø 34 mm

- total height 53 mm
- for tubes of Ø 34 mm
- with adjustment core support
- with 4 adjustment screws 22A2/M8x14 mm, zinc-plated

Material	Weight	Mounting Height	max. ↑ kg	Item-No.
Titanium	100 g	14 mm	125 kg	11A125/T
Stainless Steel	136 g	14 mm	125 kg	11A125/S



### Service Parts Set for Clamping Unit, Ø 34 mm

- complete for adapters with clamping unit Ø 34 mm
- consisting of clamp pin, clamp pin with thread, hex socket cap screw, plastic cap

for adapter	Colour	Item-No.
Titanium	black	11A125/E1
Stainless Steel	white	11A125/E2



## Slide Adapter -Titanium-, Ø 34 mm

- total height: 76 mm
- for direct mount on tube adapter
- for additional translation adjustment
- with clamping unit 11A125/E1
- with 4 adjustment set screws 22A2/M8 x 12, zinc-plated
- with 2 tensioning screws 22A3/M6 x 8
- adjustment range: +/- 11 mm


Material	Weight	Mounting Height	max. ↑ kg	Item-No.
Titanium	186 g	34 mm	125 kg	100A42/T




## Socket Adapter with Adjustment Core - Titanium-

- with adjustment core
- overall height: 52 mm
- for trans-tibial sockets
- extra wide notch
- for direct lamination
- adjustment core exclusively suitable for screw adapter 11A225/T

Material	Weight	Mounting Height	max. ↑ kg	Item-No.
Titanium	213 g	23 mm	225 kg	10A7/T

 Modular system for 225 kg!






[Back to the table of contents](#)

# Knee Joints

A knee joint is intended to replace the biological knee joint after an amputation. Therefore, the construction must meet the highest technical standards in order to enable the amputees to live a carefree life again. Which knee joint is used depends primarily on the mobility and weight class of the patient. In order to achieve the best possible care for the user, the highest attention must therefore be paid to a careful determination of these criteria.



## KINEGEN - Knee joint series

Prosthetic knee joints not only have to replace the biological knee joint, but in some cases also have to take over the functions of the missing muscles. The prosthetic knee joint must meet numerous requirements - it should provide the patient with a high degree of safety, correspond to the dynamics of the prosthesis wearer and be adaptable to the patient's gait pattern. The geriatric walker in particular needs very good stability from heel impact to toe-off. This can be achieved with very different technical solutions, such as a lock, a load-dependent brake or even a polycentric axle design. Locked joints are often used in geriatric care in particular, which only release flexion of the lower leg (e.g. for sitting) after the patient has unlocked them.

If the prosthesis wearer is more active, it is important to make the longer swing phase as comfortable as possi-

ble for him/her due to a higher walking speed. An infinitely adjustable end-position cushioning system helps to increase wearing comfort. Features such as a free run mode allow the prosthesis wearer to independently limit the resistance in the joint to a minimum by simply switching over during activities such as cycling.

With the various models of the KINEGEN series, it is possible to optimally cover the most diverse requirements of all mobility classes.



# KINEGEN - Knee joint series



## 3A860 KINEGEN.smart - Brake Knee Joint with Lock

- locking mechanism connects the upper and lower parts in such a way that a rigid joint with high stability is created
- individual patient adaptation and long-term freedom of play via continuously adjustable extension stop
- after deactivation of the lock, the joint can be used as a brake knee joint



## 3A1000 KINEGEN.air - Brake Knee Joint with Pneumatic Swing Phase Control

- adjustable hydraulic end position damping for optimal wearing comfort
- pneumatic swing phase control by means of the adjustable pneumatic twin-chamber
- simple regulation of the pneumatics - can be adjusted independently of each other via flexion and extension damping
- high stance stability through load-dependent brake and posterior positioned joint axis
- knee safety when walking even on inclined planes



## 3A900, 3A900/1 KINEGEN.wave – Polycentric Knee Joint with Lock

- waterproof knee joint for use in salt and chlorinated water areas
- 4-axle polycentric allows maximum stance phase stability and increased ground clearance in the swing phase
- deactivatable lock secures joint in extension position
- natural gait pattern due to the infinitely variable adjustment of the extension and flexion resistance



3A900  
3A900/1



### 3A1800 KINEGEN.air-active Polycentric Knee Joint with Pneumatic Swing Phase Control and Integrated Extension Assist

- pneumatic swing phase control by means of the adjustable pneumatic twin-chamber
- stepless variable adjustment of the pneumatic extension- and flexion resistance for a natural gait pattern
- extension assist due to integrated spring
- mechanical stance phase stability through polycentrics
- leg shortening in the swing phase due to polycentric knee joint construction
- very large flexion angle
- low in maintenance
- intuitive operation
- simple cosmetic covering



### 3A2500, 3A2500/3, 3A2500/4 KINEGEN.stream - Polycentric Knee Joint with Hydraulic Swing Phase Control

- adjustable hydraulic end position damping for optimal wearing comfort
- simplified adjustment options of the hydraulic extension- and flexion resistance by means of sensory feedback (clicks)
- integrated pneumatic chamber for extension assist
- very good adaptation to different walking speeds
- selectable free run mode / bicycle function
- mechanical stance phase stability through polycentrics
- leg shortening in the swing phase due to polycentric knee joint construction
- shiftable proximal connection in A-P direction approx. 6 mm







## 3A860 KINEGEN.smart Brake Knee Joint with Lock



- with lock for maximum stance phase stability
- lock may be deactivated for more mobile users
- high stance stability through load-dependant brake and posterior positioned joint axis
- interior steplessly adjustable extension assist spring
- individually adjustable extension stop


### Technical data

- max. patient weight: 125 kg
- activity level (walky): 1 bis 2
- connection proximal: adjustment core
- connection distal: tube clamp Ø 30 mm
- knee flexion angle: 145°
- overall height: 115 mm
- effective height: 65 mm
- effective proximal height: 27 mm
- effective distal height: 38 mm

### Accessory

- cosmetic soft foam cover 60A42/36-44

Material	Weight	Item-No.
Aluminium	550 g	3A860

 After deactivating the lock, the KINEGEN.smart may also be used as a knee joint with friction brake.

## Cover Set for 3A860 KINEGEN.smart


### Components

- cover upper part and cover base part



Item-No.
3A860/E80

# Knee Joints



## Elastomer Set for 3A860 KINEGEN.smart

- set of 3 x 2 pcs.
- suitable for knee joint 3A860 KINEGEN.smart

	<b>Item-No.</b>
	3A860/E90



## Release Cord for 3A860 KINEGEN.smart

- perlon wire with joint connection and hand release

	<b>Item-No.</b>
	3A860/E95



## 3A1000 KINEGEN.air Brake Knee Joint with Pneumatic Swing Phase Control



- wide activity range
- pneumatic extension impact absorption for optimal wearing comfort
- high stance stability through load-dependant brake and posterior positioned joint axis
- knee certitude even when walking at angular levels
- easy adjustment via screws and brakes
- very smooth-running and therefore minimal expenditure of energy for the patient
- light weight (820 g without tube)
- incl. tube adapter 150A3/S400

### Technical data

- max. patient weight: 125 kg
- activity level (walky): 1,5 to 3
- connection proximal: adjustment core
- connection distal: tube clamp Ø 34 mm
- knee flexion angle: 145°
- overall height: 249 mm
- proximal height: 53 mm
- distal height: 196 mm
- effective height: 185 mm
- effective proximal height: 39 mm
- effective distal height: 146 mm

### Accessory

- cosmetic soft foam cover 61A47/36-44

Material	Weight	Item-No.
Aluminium	872 g	3A1000

**J** A fundamental benefit of the KINEGEN.air is the precisely adjustable shock absorbing action which damps the extension impact comfortably shortly before complete extension. Therefore the patient will not experience exposure to heavy or unnecessary forces on the stump and the gait pattern will be considerably smoother. Depending on the desired adjustment it is possible to achieve a completely impactfree feeling in the stump during knee-joint extension.



## Spare Parts Set for 3A1000 KINEGEN.air

Item-No.
3A1000/E75



## Cover with Logo for 3A1000 KINEGEN.air

Item-No.
3A1000/E80



## 3A900 KINEGEN.wave Polycentric Knee Joint with Lock



- with lock for maximum stance phase stability
- lock may be deactivated for more mobile users
- stepless variable adjustment of the extension- and flexion resistance for a natural gait pattern
- extension support using an integrated extension assist spring
- mechanical stance phase safety provided by polycentric technology
- shortened leg during swing phase by polycentric knee joint construction
- waterproof

### Technical Data:

- max. body weight: 125 kg
- activity level (walky): 1 to 2
- proximal connection: adjustment core
- distal connection: tube clamp Ø 30 mm
- knee flexion angle: 145°
- height: 165 mm
- effective height: 108 mm
- effective proximal height: 25 mm
- effective distal height: 83 mm

table 1

Material	Weight	Item-No.
Aluminium/Stainless Steel	715 g	3A900



## 3A900/1 KINEGEN.wave Polycentric Knee Joint with Lock



- with lock for maximum stance phase stability
- lock may be deactivated for more mobile users
- stepless variable adjustment of the extension- and flexion resistance for a natural gait pattern
- extension support using an integrated extension assist spring
- mechanical stance phase safety provided by polycentric technology
- shortened leg during swing phase by polycentric knee joint construction
- waterproof
- for knee disarticulation

### Technical Data

- max. body weight: 125 kg
- activity level (walky): 1 to 2
- proximal connection: M36 thread
- distal connection: tube clamp Ø 30 mm
- knee flexion angle: 145°
- total height: 157 mm
- effective height: 99 mm
- effective proximal height: 16 mm
- effective distal height: 83 mm

table 1

Material	Weight	Item-No.
Aluminium/Stainless Steel	700 g	3A900/1

 Please order the 3- or 4-arm shaft adapter 10A21/10A25 separately.

## Harder extension spring for 3A900 KINEGEN.wave



table 1

	Item-No.
	3A900/E1



## 3A1800 KINEGEN.air-active Polycentric Knee Joint with Pneumatic Swing Phase Control and Integrated Extension Assist Spring



- pneumatic swing phase control by means of the adjustable pneumatic twin-chamber
- steplessly variable adjustment of the pneumatic extension- and flexion resistance for a natural gait pattern
- extension support using an integrated extension assist spring
- mechanical stance phase safety provided by polycentric technology
- shortened leg during the swing phase by means of polycentric knee joint construction
- large flexion angle
- low in maintenance
- intuitive operation
- simple cosmetic covering


### Technical data

- max. patient weight: 125 kg
- activity level (walky): 2 to 3
- proximal connection: pyramid adapter
- distal connection: tube clamp  $\varnothing$  30 mm
- knee flexion angle: 150°
- overall height: 228 mm
- overall height joint head: 28 mm
- effective height: 178 mm
- effective proximal height: 14 mm
- effective distal height: 164 mm

### Accessory

- cosmetic soft foam cover 61A147

Material	Weight	Item-No.
Aluminium/Stainless Steel	approx. 975 g	3A1800

 The pneumatic swing phase control in combination with the dynamic performance of the joint linkage ensures a harmonic and natural gait pattern of the prosthesis wearer.





## 3A2500 KINEGEN.stream Polycentric Knee Joint with Hydraulic Swing Phase Control



- adjustable hydraulic end position damping for optimal wearing comfort
- adaption to the walking speed
- shiftable proximal connection in A-P direction approx. 10 mm
- shortened leg during swing phase by polycentric knee joint construction
- simple adjustment options of the hydraulic extension- and flexion resistance by means of sensory feedback (clicks)
- integrated pneumatic chamber for extension assist
- simple and safe switching into freewheel mode (cycling mode) by means of push button
- various proximal connection options (pyramid and M36 threaded connection)
- energy saving initialization of swing phase
- mechanical stance phase controle by polycentric technology (posterior position of pivot point)
- high-capacity hydraulics due to bigger zylinder volume - thermally inoffensive
- excellent running smoothness due to high-quality bearings


### Technical data

- max. patient weight: 150 kg
- activity level (walky): 3 to 4
- connection proximal: adjustment core
- connection distal: adjustment core
- knee flexion angle: 136°
- overall height: 224 mm
- overall height of joint head: 36 mm
- effective height: 196 mm
- effective proximal height: 23 mm
- effective distal height: 173 mm

### Accessory

- cosmetic soft foam cover 62A52 and 62A152

Material	Weight	Item-No.
aluminium	1124 g	3A2500

 With the hydraulic swing phase control and the hydraulic shock absorption action we are able to create a harmonic gait pattern.



## 3A2500/4 KINEGEN.stream Polycentric Knee Joint with Hydraulic Swing Phase Control

- for knee disarticulation

### Technical data

- max. body weight: 150 kg
- activity level (walky): 3 to 4
- connection proximal: M36 for 4-arm socket-adapter
- connection distal: adjustment core
- knee flexion angle: 136°
- overall height: 222 mm
- overall height of joint head: 36 mm
- effective construction height: 209 mm
- effective proximal construction height: 36 mm
- effective distal construction height: 173 mm

### Accessory

- cosmetic soft foam cover 62A52 and 62A152



Material	Weight	Item-No.
aluminium	1154 g	3A2500/4

 Please order the 4-arm socket-adapter 10A25/S separately.

# Knee Joints



## 3A2500/3 KINEGEN.stream Polycentric Knee Joint with Hydraulic Swing Phase Control



- for knee disarticulation

### Technical data

- max. patient weight: 125 kg (since the 3 prong socket adapter has a maximum weight limit of 125 kg)
- activity level (walky): 3 to 4
- connection proximal: M36 for 3 prong socket adapter
- connection distal: adjustment core
- knee flexion angle: 136°
- overall height: 217 mm
- overall height joint head: 30 mm
- effective height: 203 mm
- effective proximal height: 30 mm
- effective distal height: 173 mm

### Accessory

- cosmetic soft foam cover 62A52 and 62A152

Material	Weight	Item-No.
aluminium	1123 g	3A2500/3

 Please order the 3 prong socket adapter 10A21/5 separately.

## Pyramid Connection (proximal)



- suitable for all KINEGEN.stream knee joints
- connection: proximal
- incl. screw, nut and adjustment core

Material	Weight	Mounting Height	Item-No.
Stainless Steel	110 g	6 mm	3A2500/E50



## Connection M36 for 4-arm-anchor (proximal)

- suitable for all KINEGEN.stream knee joints
- connection proximal: M36 for 4-arm-anchor (10A25/S)
- incl. screw, nut and M36-adapter

Material	Weight	Mounting Height	Item-No.
Stainless Steel	110 g	20 mm	3A2500-4/E50



## Connection M36 for 3-arm-anchor (proximal)

- suitable for all KINEGEN.stream knee joints
- connection proximal: M36 for 3-arm-anchor (10A21/S)
- incl. screw, nut and M36-adapter

Material	Weight	Mounting Height	Item-No.
Stainless Steel	140 g	15 mm	3A2500-3/E50



## Synthetic Cover Set

- suitable for knee joints KINEGEN.stream 3A2500, 3A2500/4 and 3A2500/3
- 1 x cover front top
- 1 x cover front bottom
- 1 x side component right
- 1 x side component left

Item-No.
3A2500/E70



## Elastomer Damper for KINEGEN.stream

- suitable for knee joints KINEGEN.stream 3A2500, 3A2500/4 and 3A2500/3
- set including 3 pieces

Item-No.
3A2000/E80

# Knee Joints



## 3A40 Modular Knee Joint -Light Metal-

- monocentric with manual lock

### Recommendation

- for trans-femoral amputees
- with lower functional level
- high stance phase stability
- no swing phase control

### Description

The lower joint section with tube clamp is connected through the knee axis to the upper joint section with adjustment core. The adjustable manual lock in the lower joint section secures the joint in the extension position. Lock is released using the lock cable.

### Technical data

- max. patient weight: 100 kg
- activity level (walky): 1
- knee flexion angle: approx. 140°
- head height (knee center – upper edge): 35 mm

### Accessories

- cosmetic soft foam cover 60A42/36-44, 60A47/36-44 or 60A52/36-44



Material	Weight	Mounting Height	Item-No.
Aluminium/Stainless Steel	305 g	42 mm	3A40/A

## Service Parts Set for 3A40

### Components

1 plastic cap, 2 threaded pins, 1 lock bale with cable guide and perlon cord, 1 threaded fitting, short, 1 lock control slider, 1 plastic ring, 2 extension stops



Item-No.
3A40/E4



## 3A33 Modular Single Axis Knee Joint -Titanium-

- monocentric
- with lock and spring extension assist

### Recommendation

- for trans-femoral amputees
- with lower functional level
- high stance phase stability
- no swing phase control

### Description

The knee axis connects the upper and lower joint section with bushings and ball bearings. The adjustable lock secures the knee in extension. Release of flexion via lock cable. Self-acting lock at full extension with the help of the extension assist.

### Technical data

- max. patient weight: 125 kg
- activity level (walky): 1
- knee flexion angle: approx. 120°
- head height (knee center – upper edge): 37 mm

### Accessories

- cosmetic soft foam cover 60A42/36-44, 60A47/36-44 or 60A52/36-44



Material	Weight	Mounting Height	Item-No.
Titanium	393 g	82 mm	3A33/T



## 3A17 Modular Single Axis Knee Joint -Stainless Steel-

- monocentric
- with lock and spring extension assist

### Recommendation / Function

- identical in construction to 3A33

### Technical data

- max. patient weight: 150 kg
- activity level (walky): 1
- knee flexion angle: approx. 120°
- head height (knee center – upper edge): 37 mm

### Accessories

- cosmetic soft foam cover 60A42/36-44, 60A47/36-44 or 60A52/36-44



Material	Weight	Installation height	Item-No.
stainless steel	577 g	82 mm	3A17/S

# Knee Joints

## Locking Unit for 3A17 and 3A33



- complete
- applicable for left and right side

Item-No.
4A40

## Service Parts Set for 3A17 and 3A33



### Components

1 plastic knee cap, 1 socket head bolt, 1 plantar flexion bumper, 2 ball thrust bearings, 2 compression springs, 2 spring guide pins, 2 bushings, 1 spring housing, 1 countersink screw, 1 extension assist axis, 2 screws and 1 allen screw M3

Item-No.
3A17/E



## 3A49 Modular Brake Knee Joint -Titanium-

- monocentric
- including extension assist 21A40

### Recommendation

- for trans-femoral amputees
- with medium functional level
- high stance phase stability
- medium swing phase control

### Description

The connection between upper and lower joint section is generated by the swing-and-friction axis and operates as a load dependent brake. This secures, in combination with the posterior positioning, the stance phase. The adjustment of the axis friction and spring load controls the swing phase.

### Technical data

- max. patient weight: 100 kg
- activity level (walky): 1 to 2
- knee flexion angle: approx. 150°
- head height (knee center – upper edge): 40 mm

### Accessory

- cosmetic soft foam cover 61A47/36-44



Tube/Tube Adapter not included in the delivery

Material	Weight	Installation height	Item-No.
titanium	471 g	47 mm	3A49/T



## 3A15 Modular Brake Knee Joint -Stainless Steel-

- monocentric
- including extension assist 21A40

### Recommendation / Function

- identical in construction to 3A49

### Technical data

- max. patient weight: 100 kg
- activity level (walky): 1 to 2

### Accessory

- cosmetic soft foam cover 61A47/36-44



tube/tube adaptor not included in delivery

Material	Weight	Mounting Height	Item-No.
Stainless Steel	642 g	47 mm	3A15/S



## Extension Assist for 3A15 and 3A49

### Components

- 1 flexible plastic cover, 1 adjustment ring, 2 compression springs, 1 distal anchor shell, 1 extension assist cable 304 mm



Item-No.
21A40



# Knee Joints

## Service Parts Set for 3A15 and 3A49



### Components

1 brake bushing, 1 extension stop, 1 bumper, 2 bearing washers (big), 2 bearing washers (small), 2 locking rings, 2 extension stops, 1 brake bushing circlip, 1 knee axis bolt and 1 knee axis

Item-No.
3A15/E1



## 3A36 Modular 4-Bar Linkage Knee Joint -Titanium-



- polycentric
- with integrated extension assist

### Recommendation

- for trans-femoral amputees
- with medium functional level
- medium stance phase stability
- medium swing phase control
- suitable also for hip disarticulation amputees

### Description

Upper and lower joint section are connected with linkage bars. The stance phase stability is achieved with the polycentric kinematic (adjustment of the instant center of rotation by adjustment of the stop). The stepless adjustment of the axis friction and of the extension assist spring controls the swing phase.

### Technical data

- max. patient weight: 100 kg
- activity level (walky): 1 to 2
- knee flexion angle: approx. 120°
- head height (knee center – upper edge): 37 mm

### Accessory

- cosmetic soft foam cover 61A47/36-44

Material	Weight	Mounting Height	Item-No.
Titanium	471 g	82 mm	3A36/T



## 3A20 Modular 4-Bar Linkage Knee Joint -Stainless Steel-



- polycentric
- with integrated extension assist

### Recommendation / Function

- identical in construction to 3A36

### Technical data

- max. patient weight: 100 kg
- activity level (walky): 1 to 2
- knee flexion angle: approx. 120°
- head height (knee center – upper edge): 37 mm

### Accessory

- cosmetic soft foam cover 61A47/36-44

Material	Weight	Mounting Height	Item-No.
Stainless Steel	704 g	82 mm	3A20/S

## Service Parts Set for 3A20 and 3A36



### Components

- 1 plastic knee cap, 1 socket cap screw, 1 extension stop - complete, 1 extension bumper, 1 pin for extension assist, 1 spring for extension assist, 1 adjustment screw for extension assist, 1 ball - stainless steel, 2 lock nuts, 2 posterior axis pins, 4 bearing washers - brass, 4 washers

Item-No.
3A20/E



Socket Comfort



# Socket comfort: complete range from liners to compression therapy

With a large selection of silicone and gel liners, application aids, (“shrinkers”) stump socks and care accessories for socket comfort, Streifeneder ortho.production GmbH provides a high-quality complete range in the field of lower limb prosthetics. All products are characterised by the use of first-class materials, a high level of functionality and long-term durability. Numerous improved product properties ensure even more stability and comfort when wearing lower limb prostheses. All the items in our range are perfectly tailored to be used together and also help specialists to respond to individual user requests. Depending on the user profile, the liner, application aids and stump socks are available in various designs and in many sizes.

## Improved functionality with the following features



- new design and circular knitting technology
- improved fit and easy to use
- optimised cushioning properties in all Contex gel liner models
- new soft, silicone rotation caps
- orientation line in colour, serial number knitted into the fabric
- antibacterial fitting
- skin-friendly properties



# New knit technology for better quality

The lateral seams of the silicone and gel liners are often subject to premature wear due to friction. With the development of the new, functional circular knit technology has been created which entirely dispenses the need of lateral seams.

This means that the products are significantly longer-lasting and durable than their former models. Thanks to the use of a strong elastane yarns in combination with high-quality polyamide, the covering material is easy to roll away and is robust. An orientation strip in colour is integrated into the knit, as is the serial number for optimum traceability.



# Perfect fit with vacuum socket technology (VST) – the Control4Sil.

With its four ring-shaped sealing lips, the new Control4Sil. sealing lip liner provides a secure connection between the prosthesis and residual limb. Made of skin-friendly silicone and with a special sliding coating on the outside, it also optimises user comfort. The high-quality liner can be easily reversed and can be used without a dressing aid. Two models are available: the Control4Sil.basic for a cylindrical form and the Control4Sil.conic for a conical form. The product is not available in the following countries and regions: United Kingdom (UK), United States of America (USA).













### Properties

- Four ring-shaped sealing lips for secure adhesion on a vacuum socket technology
- Mobility class (Walky) 1 to 4
- For the treatment of transfemoral amputations or voluminous transtibial amputations
- Material: silicone, easy to clean, can be used in wet areas
- Integrated matrix stocking reduces longitudinal stroke while maintaining unlimited lateral elasticity









# Socket Comfort – at one glance

		ClearSil. compression	ClearSil.basic	DuoSil.basic	SkinCareSil.basic SkinCareSil.soft
Walky-System					
Pear-shaped BK stump (trans-tibial stump)		×××× post-operativ	××	×	××× 3 mm basic
Normal cylindrical, BK stump (trans-tibial stump)		×××× post-operativ	××	××	×××× 3 mm basic
Bony conical BK stump (trans-tibial stump)			×	×	×××× 6 mm soft
Cylindrical AK-stump (trans-femoral stump)		×××× post-operativ			
Conical AK-stump (trans-femoral stump)		×××× post-operativ			

×××× = optimal

×× = good

× = suitable

PrimoSil.basic ComfortSil.basic ComfortSil.soft	ClassicSil.basic	AKControl.Sil	Control4Sil.basic	Control4Sil.conic	ContexGel.basic ContexGel.soft ContexGel.soft+
					
×	×	×			×
3 mm basic	3 mm basic				
×	×	×			×
3 mm basic	3 mm basic	for large BK-stumps			
×					×
6 mm soft					
		×	×		×
					use 3 mm version only
		×		×	×
					use 3 mm version only

# Streifeneder liners



## How to choose the right liner

### Finding your size in silicone liners

Measure the distal circumference approx. 4 cm above the end of the residual limb and select the liner in the same size (if this is the first time you are using the product) or one size smaller (if you have used the product before).

### Finding your size in gel liners

Measure the distal circumference approx. 4 cm above the end of the residual limb and select the ContexGel liner size in the range of the distal and proximal residual limb circumference (measured 30 cm above the distal end of the stump).

### Cutting silicone liners

Cut the edge of the liner using wavy scissors (e.g. Item No. 166P36) to reduce the circular tensions. Make sure not to cut the liner too short; it is better to leave it too long

### How should I look after my liner?

Before wearing the liner for the first time, all liners should be washed thoroughly with Skin Care Wash Lotion 10H2 to avoid any potential skin irritation.

# Streifeneder silicone liners

## Benefits of the Streifeneder silicone liners

### Liner with a quality label

To increase the level of hygiene when using liners, we use special additives which create an aseptic surface effect. One of the additives is called "SteriOne" and is sold by the company which has the same name, SteriOne GmbH. This patented technology guarantees that the finished liner material is kept free from Colonization of bacteria and microorganisms on a permanent basis. The liners made by Streifeneder ortho.production GmbH feature a quality label and are therefore certified as being "antibacterial". The symbol given below shows the use of sterions in achieving the antibacterial effect. This effect has also been confirmed by another independent testing institute.

### The quality label guarantees

- effectiveness for at least five years
- the removal of at least 5 million germs per hour and cm<sup>2</sup>

### The use of sterions helps to prevent

- bacteria (e.g. pneumococci and multiresistant microorganisms such as MRSA.)
- test strains of staphylococcus aureus and Escherichia coli

The SkinCareSil-Liners contain Aloe-vera-additives and therefore particularly skin-friendly fitted.

Rotation control for the PrimoSil, SkinCareSil, Comfort.Sil, Classic.Sil and AK-Control.Sil models

- More rotation stability between the liner and the prosthesis shaft
- Better direction and control of the prosthesis

Anti-rotation strip in the AK-Control.Sil 60L10 model

- More rotation stability between the liner and the prosthesis socket
- Better direction and control of the transfemoral prosthesi



# Streifeneder gel liners

## Benefits of the Streifeneder gel liners

- The “flow properties” (viscoelasticity) of the polymer gel ensure even pressure distribution in the socket, i.e. pressure and shear forces are reduced significantly
- The medicinal white oils contained in the polymer gel nourish the stressed skin on the residual limb and help the skin restore its natural moisture
- Additive with aseptic surface effect in the polymer gel
- The Contex gel liners are mouldable at 60 °C for optimum adjustment for non-standard residual limb shapes
- Various front wall thicknesses (3, 6, 9 mm) whilst the thinner rear wall remains the same thickness (3 mm), meaning that, in the pressure-sensitive areas in particular, additional cushioning is provided as a substitute for soft tissue
- Conical liner form for better fitting to most residual limbs
- Can be supplied with a distal connection for all pin types and locking systems by Streifeneder ortho.production
- Can be supplied without a distal connection for targeted residual limb modelling and for the Vacuum Socket Technique (VST))
- Perfectly suited to prosthetic care for transtibial residual limbs for users with a low to medium activity level with residual limb complications



# Socket comfort: Stump socks

- Large selection of stump socks for transfemoral and transtibial residual limbs and upper limbs
- Available with and without pin opening, in various thicknesses, materials and colours
- Postoperative compression treatment
- Evens volume changes in the residual limb
- Increases the lifespan of all liners
- Additional cushioning for the liner or soft-socket
- Breathable
- Durable

## Application aids: ContexGel.sleeve

The ContexGel.sleeve application aids by Streifeneder ortho.production ensure that the right suspension and fit of lower limb prostheses. When it comes to the Vacuum Socket Technique (Vakuum-Schaft-Technik (VST)) in particular, a sealed system which no air can get into is particularly important for transtibial prostheses.

The ContexGel.sleeve acts as a kind of knee/sealing cap that prevents air from getting in and, together with the push valve, holds the lower limb prosthesis firmly to the user's stump.



When standing up and during periods of standing, the push valve creates continuous low pressure, thus preventing the leg prosthesis from slipping off and minimising uncomfortable shear and friction forces on the residual limb.

Traditional forms of prosthesis application can be found in a modern design with our AK-Suspender and BK-Suspender (300A1 and 23A1). These so-called supporting suspenders for transfemoral and transtibial prosthesis also create the right connection and provide support in controlling the lower limb prostheses.

[Back to the table of contents](#)



# Socket Comfort – Silicone Liners



## ClearSil.compression

Post surgical compression liner without internal matrix and without distal connection

### Designated use

- targeted stump compression after lower limb amputation
- early accommodation to silicone liner use
- early shaping guidance of the stump

### Characteristics

- silicone liner without internal matrix and without distal connection
- controlled compression
- bandaging not necessary, therefore no restriction due to wrong bandaging
- enhances blood circulation and reduces edema accumulation


### Material

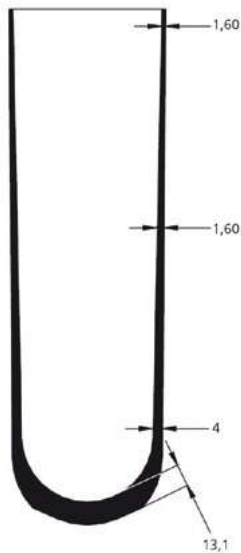
- wall thickness: see sketch
- Clear-Sil-Silicone, firm, antibacterially fitted
- approx. 50 Shore 00
- without textile cover
- colour: translucent



Size	Item-No.
23,5, 25, 26,5, 28, 30, 32, 34, 36, 38, 40, 42, 45	70L1/...

Ordering example: 70L1/23,5 = size 23,5.

 For application of silicone liners without textile lining, skin care spray 10H5 must be used. Please use the supplied compression chart for documentation of the residual limb volume.



total length: approx. 370 mm



# Socket Comfort – Silicone Liners



## ClearSil.basic

Silicone Liner, without internal matrix, with and without distal connection

### Designated use

- activity level (walky): 2 to 4
- well-suited for short residual limbs
- interim prostheses and early applications

### Characteristics

- silicone liner without internal matrix
- with and without distal connection
- distally very elastic
- due to the high stability, very suitable for medium active wearers of prostheses
- compresses the stump

### Material

- wall thickness: see sketch
- Clear-Sil-Silicone, firm, antibacterially fitted
- approx. 50 Shore 00
- without textile cover
- colour: translucent



Size	Distal Connection	Item-No.
12, 14, 16, 18, 20, 21, 22, 23.5, 25, 26.5, 28, 30, 32, 34, 36, 38, 40, 42, 45	with	72L1/...
12, 14, 16, 18, 20, 21, 22, 23.5, 25, 26.5, 28, 30, 32, 34, 36, 38, 40, 42, 45	without	73L1/...

Ordering example: 72L1/12 = with distal connection, size 12.

**Sizing:** Measure the distal circumference approx. 4 cm above the stump end and select the liner in the same size or one size smaller. For application of silicone liners without textile lining skin care spray 10H5 must be used.



total length: approx. 370 mm

# Socket Comfort – Silicone Liners



## DuoSil.basic

Two layer silicone liner with 10 cm internal matrix, with distal connection

### Designated use

- activity level (walky): 1 to 3
- suitable as a basic fitting for medium active patients
- suitable for difficult stump conditions

### Characteristics

- two layer silicone liner
- with very soft internal silicone layer for high wearing comfort and optimal damping
- firmer silicone layer on the outside gives the liner stability and tear resistance
- 10 cm inner matrix reduces axial expansion
- with distal connection

### Material

- wall thickness: see sketch
- DuoSil-Silicone, antibacterially fitted
- internal layer: approx. 40 Shore 00, external layer: approx. 50 Shore 00
- without textile cover
- colour: caucasian



Size	Inner matrix	Item-No.
16, 18, 20, 22, 23.5, 25, 26.5, 28, 30, 32, 34, 36, 38, 40, 42, 45	10 cm	75L1/...

Ordering example: 75L1/16 = size 16



**Sizing:** Measure the distal circumference approx. 4 cm above the stump end and select the liner in the same size or one size smaller. For application of silicone liners without textile lining skin care spray 10H5 must be used.



total length: approx. 370 mm

# Socket Comfort – Silicone Liners



## PrimoSil.basic

Silicone Liner made of 3 mm especially soft silicone



### Designated use

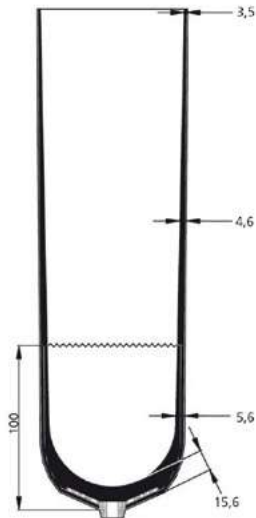
- activity level (walky): 1 to 3
- suitable for early applications and interim prosthetic care, for moderate to medium active users
- well-suited also for difficult residual limb conditions

### Characteristics

- made of 3 mm especially soft silicone
- optimal wearing comfort and comfortable shock absorption
- one-piece knitted textile cover for easily rolling the liner up and down
- with integrated 10 cm distal outer matrix, reducing the distal elongation
- distal rotation control supports guidance of the leg prosthesis
- available with distal connection and rotation control for all Streifeneder pin types and lock systems
- available without distal connection, but with rotation control for vacuum socket technology

### Material

- wall thickness 3 mm, see sketch
- especially soft, medical silicon, without antibacterial finish
- approx. 26 shore 00
- abrasion-proof, one-piece knit cover made of polyamide/elastane
- distal silicone rotation control
- colour: sand-coloured



total length: approx. 370 mm

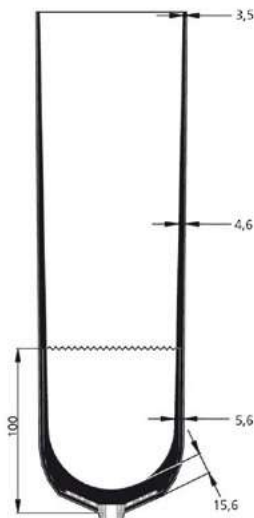

Size	Wall thickness	Outer matrix	Distal Connection	Item-No.
16, 18, 21, 22, 23.5, 25, 26.5, 28, 30, 32, 34, 36, 38, 40, 42, 45	3 mm	10 cm	with	44L10/...
16, 18, 21, 22, 23.5, 25, 26.5, 28, 30, 32, 34, 36, 38, 40, 42, 45	3 mm	without	without	44L20/...

Ordering example: 44L10/16 = with distal connection, size 16. Supplied with drying stand.



**Size determination:** measure the distal circumference approx. 4 cm above the residual limb end and select the liner in the same size or one size smaller.

# Socket Comfort – Silicone Liners



total length: approx. 370 mm

## SkinCareSil.basic

Silicone liner made of 3 mm especially soft silicone with aloe vera additive

### Application

- activity level (walky): 1 to 2
- especially for the care of pressure-sensitive residual limbs with skin and vascular diseases
- Very well suited as initial or geriatric care for low-active users

### Characteristics

- made of 3 mm especially soft silicone
- Skin-caring properties due to aloe vera additive in the silicone
- optimal wearing comfort and damping
- one-piece knitted textile cover for easily rolling the liner up or down
- with knitted-in 10 cm outer matrix, reduces distal lift
- High transverse elasticity - also in the distal area
- Coloured knitted vertical stripe at the front for better orientation when donning
- distal rotation control supports guidance of prosthesis
- available with distal connections and rotation control for all Streifeneder pin types and locking systems
- available without distal connection, but with rotation control for vacuum-socket-technology

### Material

- Wall thickness 3 mm, see sketch
- especially soft, medical grade silicone with aloe vera additive, antibacterially equipped
- approx. 28 Shore 00
- abrasion proof one-piece knitted cover made of polyamide / elastane
- distal silicone-rotation control
- colour: silver grey

Size	Wall thickness	Outer matrix	Distal Connection	Item-No.
16, 18, 20, 21, 22, 23.5, 25, 26.5, 28, 30, 32, 34, 36, 38, 40, 42, 45	3 mm	10 cm	with	46L10/...
16, 18, 20, 21, 22, 23.5, 25, 26.5, 28, 30, 32, 34, 36, 38, 40, 42, 45	3 mm	without	without	46L20/...

Ordering example: 46L10/16 = with distal connection, size 16.  
Delivery with drying stand.

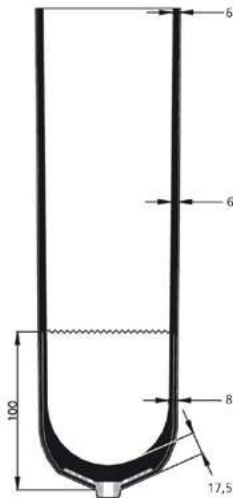
**Sizing:** Measure the distal circumference approx. 4 cm above the stump end and select the liner in the same size or one size smaller.

# Socket Comfort – Silicone Liners



## SkinCareSil.soft

Silicone liner made of 6 mm especially soft silicone with aloe vera additive



Gesamtlänge: 370 mm

### Application

- activity level (walky): 1 to 2
- especially for the care of pressure-sensitive residual limbs with skin and vascular diseases
- Very well suited as initial or geriatric care for low-active users
- for bony residual limbs with low soft tissue coverage

### Characteristics

- made of 6 mm especially soft silicone
- Skin-caring properties due to aloe vera additive in the silicone
- optimal wearing comfort and damping
- one-piece knitted textile cover for easily rolling the liner up or down
- with knitted-in 10 cm outer matrix, reduces distal lift
- High transverse elasticity - also in the distal area
- Coloured knitted vertical stripe at the front for better orientation when donning
- distal rotation control supports guidance of prosthesis
- available with distal connections and rotation control for all Streifeneder pin types and locking systems
- available without distal connection, but with rotation control for vacuum-socket-technology

### Material

- Wall thickness 6 mm, see sketch
- especially soft, medical grade silicone with aloe vera additive, antibacterially equipped
- approx. 28 Shore 00
- abrasion proof one-piece knitted cover made of polyamide / elastane
- distal silicone-rotation control
- colour: silver grey

Size	Wall thickness	Outer matrix	Distal Connection	Item-No.
18, 20, 21, 22, 23,5, 25, 26,5, 28, 30, 32, 34, 36, 38, 40, 42, 45	6 mm	10 cm	with	48L10/...
18, 20, 21, 22, 23,5, 25, 26,5, 28, 30, 32, 34, 36, 38, 40, 42, 45	6 mm	without	without	48L20/...

Ordering example: 48L10/18 = with distal connection, size 18.  
Delivery with drying stand.

**Sizing:** Measure the distal circumference approx. 4 cm above the stump end and select the liner in the same size or one size smaller.

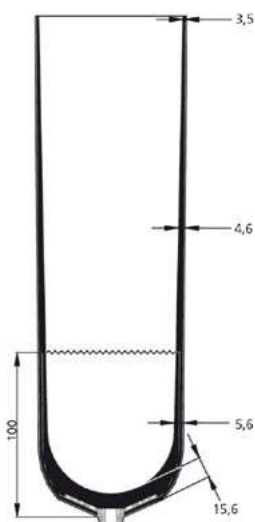


## ComfortSil.basic

Silicone Liner made of 3 mm especially soft silicone

### Designated use

- activity level (walky): 1 to 3
- excellent for geriatric basic prosthetic care
- suitable for pressure-sensitive residual limbs



### Characteristics

- made of 3 mm especially soft silicone
- optimal wearing comfort and comfortable shock absorption
- one-piece knitted textile cover for easily rolling the liner up and down
- with integrated 10 cm distal outer matrix, reducing the distal elongation
- integrated coloured vertical stripe in front, for better orientation during donning
- distal rotation control supports guidance of the leg prosthesis
- available with distal connection and rotation control for all Streifeneder pin types and lock systems
- available without distal connection, but with rotation control for vacuum socket technology

### Material

- wall thickness 3 mm, see sketch
- especially soft, medical silicone with antibacterial finish
- approx. 26 Shore 00
- abrasion-proof, one-piece knit cover made of polyamide/elastane
- distal silicone rotation control
- colour: silver-grey

Size	Wall thickness	Outer matrix	Distal Connection	Item-No.
16, 18, 20, 21, 22, 23.5, 25, 26.5, 28, 30, 32, 34, 36, 38, 40, 42, 45	3 mm	10 cm	with	40L10/...
16, 18, 20, 21, 22, 23.5, 25, 26.5, 28, 30, 32, 34, 36, 38, 40, 42, 45	3 mm	without	without	40L20/...

Ordering example: 40L10/16 = with distal connection, size 16. Supplied with drying stand.



**Size determination:** measure the distal circumference approx. 4 cm above the residual limb end and select the liner in the same size or one size smaller.

total length: approx. 370 mm

# Socket Comfort – Silicone Liners



## ComfortSil.soft

Silicone Liner made of 6 mm especially soft silicone

### Designated use

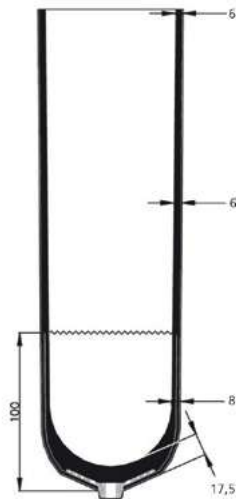
- activity level (walky): 1 to 3
- excellent for geriatric basic prosthetic care
- suitable for very pressure-sensitive residual limbs
- for bony residual limbs with low soft tissue coverage

### Characteristics

- made of 6 mm especially soft silicone
- optimal wearing comfort and comfortable shock absorption
- one-piece knitted textile cover for easily rolling the liner up and down
- with integrated 10 cm distal outer matrix, reducing the distal elongation
- integrated coloured vertical stripe in front, for better orientation during donning
- distal rotation control supports guidance of the leg prosthesis
- available with distal connection and rotation control for all Streifeneder pin types and lock systems
- available rotation control for vacuum socket technology

### Material

- wall thickness 6 mm, see sketch
- especially soft, medical silicone with antibacterial finish
- approx. 26 shore 00
- abrasion-proof, one-piece knit cover made of polyamide/elastane
- distal silicone rotation control
- colour: silver-grey



Size	Wall thickness	Outer matrix	Distal Connection	Item-No.
18, 20, 21, 22, 23.5, 25, 26.5, 28, 30, 32, 34, 36, 38, 40, 42, 45	6 mm	10 cm	with	41L10/...
18, 20, 21, 22, 23.5, 25, 26.5, 28, 30, 32, 34, 36, 38, 40, 42, 45	6 mm	without	without	41L20/...

Ordering example: 41L10/18 = with distal connection, size 18. Supplied with drying stand.

**S** **Size determination:** measure the distal circumference approx. 4 cm above the residual limb end and select the liner in the same size or one size smaller.

Gesamtlänge: ca. 370 mm

# Socket Comfort – Silicone Liners



## ClassicSil.basic

Silicone Liner made of 3 mm firm silicone

### Designated use

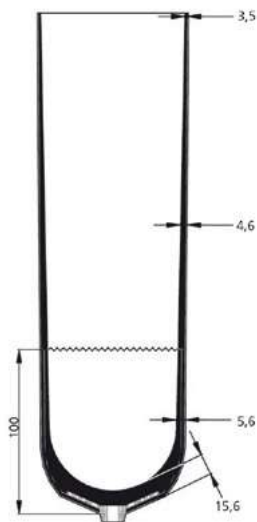
- activity level (walky): 2 to 4
- excellent for standard prosthetic care
- for residual limbs, medium pressure-sensitive, with sufficient soft tissue coverage
- „allrounder“

### Characteristics

- made of 3 mm firm silicone
- optimal wearing comfort and comfortable shock absorption
- one-piece knitted textile cover for easily rolling the liner up and down
- with integrated 10 cm distal outer matrix, reducing the distal elongation
- integrated coloured vertical stripe in front, for better orientation during donning
- distal rotation control supports guidance of the leg prosthesis
- available with distal connection and rotation control for all Streifeneder pin types and lock systems
- available without distal connection, but with rotation control for vacuum socket technology

### Material

- wall thickness 3 mm, see sketch
- especially firm, medical silicone with antibacterial finish
- approx. 40 Shore 00
- abrasion-proof, one-piece knit cover made of polyamide/elastane
- distal silicone rotation control
- colour: silver-grey



total length: approx. 370 mm


Size	Wall thickness	Outer matrix	Distal Connection	Item-No.
16, 18, 20, 21, 22, 23.5, 25, 26.5, 28, 30, 32, 34, 36, 38, 40, 42, 45	3 mm	10 cm	with	50L10/...
16, 18, 20, 21, 22, 23.5, 25, 26.5, 28, 30, 32, 34, 36, 38, 40, 42, 45	3 mm	without	without	50L20/...

Ordering example: 50L10/16 = with distal connection, size 16.  
Supplied with drying stand.

**Size determination:** measure the distal circumference approx. 4 cm above the residual limb end select the liner in the same size or one size smaller.



# Socket Comfort – Silicone Liners



## AK-Control.Sil

Above-Knee Silicone Liner made of medium firm silicone, with distal connection, outer matrix retarding the distal elongation, with silicone stripes

### Designated use

- activity level (walky): 1 to 4
- ideal for prosthetic care of above-knee amputations and for care of voluminous below-knee amputations

### Characteristics

- 2 mm wall thickness for controlled expansion in the socket entering zone
- one-piece knitted smooth textile cover for easily rolling the liner up and down
- outer matrix as vertical stripe for reduction of elongation
- silicone anti-rotation stripe on the outer matrix to prevent twisting between liner and prosthetic socket
- distal rotation control supports guidance of the leg prosthesis
- very good radial expansion, adjusts to volume changes of the residual limb
- with distal connection for all Streifeneder pin types and lock systems

### Material

- wall thickness 2 mm, see sketch
- medium firm, medical silicone with antibacterial finish
- approx. 50 shore 00
- abrasion-proof, one-piece knit cover made of polyamide/elastane
- three rows of silicone stripes on the elongation retarding zone in vertical direction
- distal silicone rotation control
- colour: silver-grey



Size	Wall thickness	Item-No.
25, 26.5, 28, 30, 32, 34, 36, 38, 40, 42, 45, 50, 55	2 mm	60L10/...


Ordering example: 60L10/25 = size 25. Supplied with drying stand.

**Size determination:** measure the distal circumference approx. 4 cm above the residual limb end and select the liner in the same size or one size smaller.



total length: approx. 370 mm

# Socket Comfort – Silicone Liners



## AK-Control.Sil

Above-Knee Silicone Liner made of medium firm silicone, with distal connection, outer matrix retarding the distal elongation, without silicone stripes

### Designated use

- activity level (walky): 1 to 4
- ideal for prosthetic care of above-knee amputations and for care of voluminous below-knee amputations

### Characteristics

- 2 mm wall thickness for controlled expansion in the socket entering zone
- one-piece knitted smooth textile cover for easily rolling the liner up and down
- outer matrix as vertical stripe for reduction of elongation
- distal rotation control supports guidance of the leg prosthesis
- very good radial expansion, adjusts to volume changes of the residual limb
- with distal connection for all Streifeneder pin types and lock systems

### Material

- wall thickness 2 mm, see sketch
- medium firm, medical silicone with antibacterial finish
- approx. 50 Shore 00
- abrasion-proof, one-piece knit cover made of polyamide/elastane
- retarding the distal elongation in vertical direction
- colour: silver-grey

Size	Wall thickness	Item-No.
25, 26.5, 28, 30, 32, 34, 36, 38, 40, 42, 45, 50, 55	2 mm	60L50

Ordering example: 60L50/25 = size 25. Supplied with drying stand.

**S** Size determination: measure the distal circumference approx. 4 cm above the residual limb end and select the liner in the same size or one size smaller.



total length: approx. 370 mm

# Socket Comfort – Silicone Liners



## Control4Sil.basic

Above-Knee Sealing Lip Liner made of silicone, cylindrical shape



### Designated use

- activity level (walky): 1 to 4
- suitable exclusively for vacuum socket technology (VST)
- ideal for prosthetic care of above-knee amputations and for care of voluminous below-knee amputations

### Characteristics

- 4 ring shaped sealing lips provide safe adhesion in a vacuum socket system
- gliding surface coating, for easier donning and doffing
- cylindrical liner shape
- easy to clean, therefore well suitable also for use in wet areas
- full length inner matrix prevents elongation and rolling of the liner to the outside

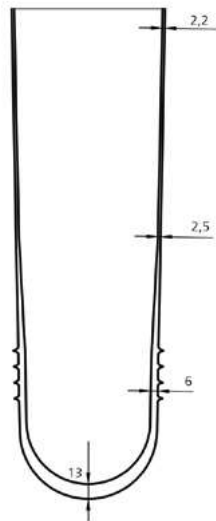
### Material

- tear-resistant silicone, approx. 40 shore 00
- wall thickness approx. 2 mm, see sketch
- inner matrix
- gliding coating on the outside
- distal silicone cap
- colour: translucent

Size	Liner Form	Item-No.
26.5, 28, 30, 32, 34, 36, 38, 40, 45, 50	cylindrical	65S1/...

Ordering example: 65S1/26.5 = size 26.5. supplied with drying stand.

**Size determination:** measure the distal circumference approx. 4 cm above the tip of the residual limb. If applicable, consider excessive soft tissue.



# Socket Comfort – Silicone Liners



## Control4Sil.conic

Above-Knee Sealing Lip Liner made of silicone, conical shape

### Designated use

- activity level (walky): 1 to 4
- suitable exclusively for vacuum socket technology (VST)
- ideal for prosthetic care of above-knee amputations and for care of voluminous below-knee amputations

### Characteristics

- 4 ring shaped sealing lips provide safe adhesion in a vacuum socket system
- gliding surface coating, for easier donning and doffing
- conical liner shape
- easy to clean, therefore well suitable also for use in wet areas
- full length inner matrix prevents elongation and rolling of the liner to the outside

### Material

- tear-resistant silicone, approx. 40 shore 00
- wall thickness approx. 2 mm, see sketch
- inner matrix
- gliding coating on the outside
- distal silicone cap
- colour: translucent

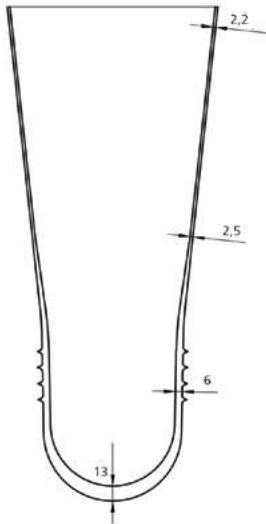


Size	Liner Form	Item-No.
25, 26.5, 28, 30, 32, 34, 36, 38, 40	conical	65S5/...

Ordering example 65S5/26.5 = size 26.5, supplied with drying stand.



**Size determination:** measure the distal circumference approx. 4 cm above the tip of the residual limb. If applicable, consider excessive soft tissue.



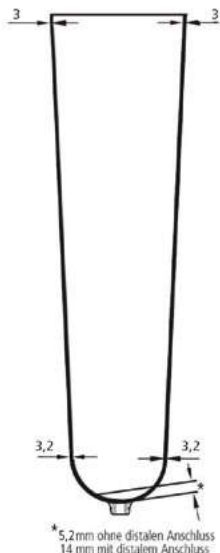
[Back to the table of contents](#)

# Socket Comfort – Gel Liners



## ContexGel.basic

ContexGel-Liner, 3 mm, uniform, made of soft ContexGel



total length: approx. 430 mm

### Designated use

- activity level (walky): 1 to 3
- for prosthetic care of BK- and AK- amputations
- suitable for substitution of soft tissue at the residual leg
- for bony, pressure sensitive and difficult leg stumps

### Characteristics

- thermoplastic mouldable at 60 °C (140 °F)
- optimal wearing comfort and good shock absorption in the entire residual leg area
- one-piece knitted textile cover for easy donning and doffing of the liner
- excellent circular elongation adjusts to volume changes of the residual leg
- distal rotation control supports the guidance of the leg prosthesis (20L10)
- available with distal connection for all Streifeneder pins and lock systems
- available without distal connection for vacuum system technology (VST)

### Material

- wall thickness: 3 mm uniform, conical shape
- soft ContexGel with medical white oil, antibacterially finish
- approx. 25 – 30 Shore 00
- abrasion proof, one-piece knitted cover made of polyamide/elastane
- item 20L10 with PUR-rotation control (cap)
- colour: mixed anthracite

Size	Distal	Proximal	Distal Connection	Item-No.
S	16 – 23 cm	25 – 36 cm	with	20L10/S
M	19 – 30 cm	30 – 43 cm	with	20L10/M
L	24 – 34 cm	38 – 58 cm	with	20L10/L
XL	28 – 39 cm	41 – 63 cm	with	20L10/XL
XXL	32 – 44 cm	43 – 69 cm	with	20L10/XXL
S	16 – 23 cm	25 – 36 cm	without	20L20/S
M	19 – 30 cm	30 – 43 cm	without	20L20/M
L	24 – 34 cm	38 – 58 cm	without	20L20/L
XL	28 – 39 cm	41 – 63 cm	without	20L20/XL
XXL	32 – 44 cm	43 – 69 cm	without	20L20/XXL

Supplied including stand.



**Sizing:** Measure the distal circumference approx. 4 cm (1 1/2") and 30 cm (11 1/8") (proximal) above the stump end and select the liner size in the area of the distal and proximal stump circumference according to the chart. Please note that transtibial stumps with ContexGel-Liners without distal connection require a ContexGel Knee Sleeve.

# Socket Comfort – Gel Liners



## ContexGel.basic

ContexGel-Liner, 3 mm uniform, made of soft ContexGel, with outer matrix

### Designated use

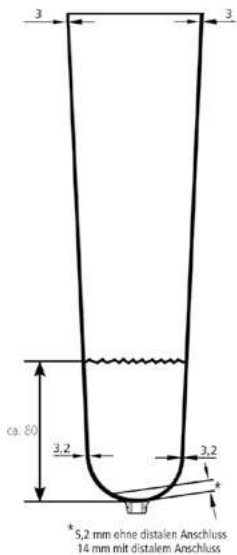
- activity level (walky): 1 to 3
- for prosthetic care of BK- and AK-amputations
- suitable for substitution of soft tissue at the residual limb
- for bony, pressure-sensitive and difficult leg limb

### Characteristics

- thermoplastic mouldable at 60 °C (140 °F)
- optimal wearing comfort and good shock absorption in the entire residual leg area
- one-piece knitted textile cover for easy donning and doffing of the liner
- integrated distal outer matrix, reducing the distal elongation
- excellent circular elongation adjusts to volume changes of the residual leg
- distal rotation control supports the guidance of the leg prosthesis
- available with distal connection for all types of Streifeneder pins and lock systems

### Material

- wall thickness: 3 mm uniform, conical shape
- soft ContexGel with medical white oil, with antibacterial finish
- approx. 25 – 30 Shore 00
- abrasion-proof, one-piece knitted cover made of polyamide/elastane
- item 25L10 with PUR-rotation control (cap)
- colour: mixed anthracite




total length: approx. 430 mm

Size	Distal	Proximal	Distal Connection	Item-No.
S	16 – 23 cm	25 – 36 cm	with	25L10/S
M	19 – 30 cm	30 – 43 cm	with	25L10/M
L	24 – 34 cm	38 – 58 cm	with	25L10/L
XL	28 – 39 cm	41 – 63 cm	with	25L10/XL
XXL	32 – 44 cm	43 – 69 cm	with	25L10/XXL
S	16 – 23 cm	25 – 36 cm	without	25L20/S
M	19 – 30 cm	30 – 43 cm	without	25L20/M
L	24 – 34 cm	38 – 58 cm	without	25L20/L
XL	28 – 39 cm	41 – 63 cm	without	25L20/XL
XXL	32 – 44 cm	43 – 69 cm	without	25L20/XXL

Supplied including stand.

**S** Sizing: Measure the distal circumference approx. 4 cm (1 1/2") and 30 cm (11 1/8") (proximal) above the stump end and select the liner size in the area of the distal and proximal stump circumference according to the chart. Please note that transtibial stumps with ContexGel-Liners without distal connection require a ContexGel Knee Sleeve.

# Socket Comfort – Gel Liners



## ContexGel.soft

ContexGel-Liner, anterior wall thickness 6 mm, posterior wall thickness 3 mm, made of soft ContexGel

### Designated use

- activity level (walky): 1 to 3
- for prosthetic care of below-knee amputees
- suitable to substitute soft tissue at the frontal shin bone edge and residual limb
- for bony and difficult lower limbs

### Characteristics

- thermoplastic mouldable at 60 °C (140 °F)
- optimal wearing comfort and very good shock absorption in the front residual leg area
- especially smooth one-piece knitted cover for easy donning and doffing of the liner
- thinner material in the back distal area makes bending the knee in the prosthetic socket easier
- excellent circular elongation adjusts to volume changes of the residual leg
- distal rotation control supports the guidance of the leg prosthesis
- available with distal connection for all types of Streifeneder pins and lock systems
- available without distal connection for vacuum-socket technology (VST)

### Material

- material thickness: front 6 mm, back 3 mm, conical shape
- soft ContexGel with medical white oil, with anti-bacterial finish
- approx. 25 – 30 Shore 00
- abrasion-proof, one-piece knitted cover made of polyamide/elastane
- item 21L10 with PUR-rotation control (cap)
- colour: mixed anthracite



total length: approx. 430 mm

Size	Distal	Proximal	Distal Connection	Item-No.
S	16 – 23 cm	25 – 36 cm	with	21L10/S
M	19 – 30 cm	30 – 43 cm	with	21L10/M
L	24 – 34 cm	38 – 58 cm	with	21L10/L
XL	28 – 39 cm	41 – 63 cm	with	21L10/XL
XXL	32 – 44 cm	43 – 69 cm	with	21L10/XXL
S	16 – 23 cm	25 – 36 cm	without	21L20/S
M	19 – 30 cm	30 – 43 cm	without	21L20/M
L	24 – 34 cm	38 – 58 cm	without	21L20/L
XL	28 – 39 cm	41 – 63 cm	without	21L20/XL
XXL	32 – 44 cm	43 – 69 cm	without	21L20/XXL


Supplied including stand.



**Sizing:** Measure the distal circumference approx. 4 cm (1 1/2") and 30 cm (11 1/8") (proximal) above the stump end and select the liner size in the area of the distal and proximal stump circumference according to the chart. Please note that transtibial stumps with ContexGel-Liners without distal connection require a ContexGel Knee Sleeve.



# Socket Comfort – Gel Liners



## ContexGel.soft

ContexGel-Liner, anterior wall thickness 6 mm, posterior wall thickness 3 mm, made of soft ContexGel with outer matrix

### Designated use

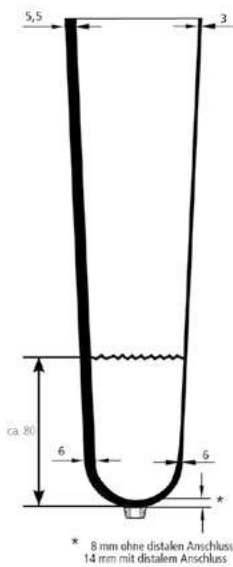
- activity level (walky): 1 to 3
- for prosthetic care of BK-amputations
- suitable for substitution of soft tissue at the frontal shin bone edge and residual limb
- for bony, difficult lower leg limbs

### Characteristics

- thermoplastic mouldable at 60 °C (140 °F)
- optimal wearing comfort and very good shock absorption in the front residual leg area
- one-piece knitted textile cover for easy donning and doffing of the liner
- integrated outer matrix for reduction of distal elongation
- thinner material in the back distal area makes bending the knee in the prosthetic socket easier
- excellent circular elongation adjusts to volume changes of the residual leg
- distal rotation control supports the guidance of the leg prosthesis
- available with distal connection for all types of Streifeneder pins and lock systems
- available without distal connection for vacuum socket technology (VST)

### Material

- material thickness: front 6 mm, back 3 mm, conical shape
- soft ContexGel with medical white oil, anti-bacterial finish
- approx. 25 – 30 Shore 00
- abrasion-proof, one-piece knitted cover made of polyamide/elastane
- item 26L10 with PUR-rotation control (cap)
- colour: mixed anthracite



Gesamtlänge: ca. 430 mm


Size	Distal	Proximal	Distal Connection	Item-No.
S	16 – 23 cm	25 – 36 cm	with	26L10/S
M	19 – 30 cm	30 – 43 cm	with	26L10/M
L	24 – 34 cm	38 – 58 cm	with	26L10/L
XL	28 – 39 cm	41 – 63 cm	with	26L10/XL
XXL	32 – 44 cm	43 – 69 cm	with	26L10/XXL
S	16 – 23 cm	25 – 36 cm	without	26L20/S
M	19 – 30 cm	30 – 43 cm	without	26L20/M
L	24 – 34 cm	38 – 58 cm	without	26L20/L
XL	28 – 39 cm	41 – 63 cm	without	26L20/XL
XXL	32 – 44 cm	43 – 69 cm	without	26L20/XXL

Supplied including stand.



**Sizing:** Measure the distal circumference approx. 4 cm (1 1/2") and 30 cm (11 1/8") (proximal) above the stump end and select the liner size in the area of the distal and proximal stump circumference according to the chart. Please note that transtibial stumps with ContexGel-Liners without distal connection require a ContexGel Knee Sleeve.

# Socket Comfort – Gel Liners



## ContexGel.soft+

ContexGel-Liner, anterior wall thickness 9 mm, posterior wall thickness 3 mm, made of soft ContexGel

### Designated use

- activity level (walky): 1 to 3
- for prosthetic care of BK-amputees
- suitable for substitution of soft tissue at the frontal shin bone edge and residual limb.
- for bony, pressure sensitive or difficult limbs

### Characteristics

- thermoplastic mouldable at 60 °C (140 °F)
- optimal wearing comfort and excellent shock absorption in the front residual leg area
- one-piece knitted textile cover for easy donning and doffing of the liner
- thinner material in the dorsal area makes bending the knee in the prosthetic socket easier
- excellent circular elongation adjusts to volume changes of the residual leg
- distal rotation control supports the guidance of the leg prosthesis
- available with distal connection for all types of Streifeneder pins and lock systems
- available without distal connection for vacuum socket technology (VST)

### Material

- wall thickness: front 9 mm, back 3 mm, conical shape
- soft ContexGel with medical white oil, anti-bacterial finish
- approx. 25 – 30 Shore 00
- abrasion-proof, one-piece knitted cover made of polyamide/elastane
- item 22L10 with PUR-rotation control (cap)
- colour: mixed anthracite




total length: approx. 430 mm

Size	Distal	Proximal	Distal Connection	Item-No.
S	16 – 23 cm	25 – 36 cm	with	22L10/S
M	19 – 30 cm	30 – 43 cm	with	22L10/M
L	24 – 34 cm	38 – 58 cm	with	22L10/L
XL	28 – 39 cm	41 – 63 cm	with	22L10/XL
XXL	32 – 44 cm	43 – 69 cm	with	22L10/XXL
S	16 – 23 cm	25 – 36 cm	without	22L20/S
M	19 – 30 cm	30 – 43 cm	without	22L20/M
L	24 – 34 cm	38 – 58 cm	without	22L20/L
XL	28 – 39 cm	41 – 63 cm	without	22L20/XL
XXL	32 – 44 cm	43 – 69 cm	without	22L20/XXL

Supplied including stand.

**Sizing:** Measure the distal circumference approx. 4 cm (1 1/2") and 30 cm (11 1/8") (proximal) above the stump end and select the liner size in the area of the distal and proximal stump circumference according to the chart. Please note that transtibial stumps with ContexGel-Liners without distal connection require a ContexGel Knee Sleeve.

# Socket Comfort – Gel Liners



## ContexGel.soft+

ContexGel-Liner, anterior wall thickness 9 mm, posterior wall thickness 3 mm, made of soft ContexGel, with outer matrix

### Designated use

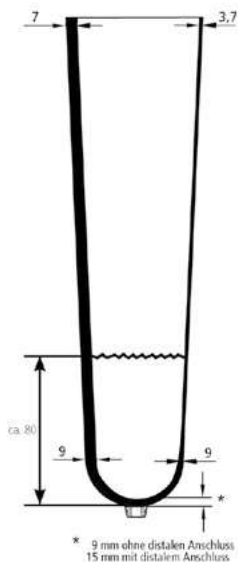
- activity level (walky): 1 to 3
- for prosthetic care of BK-amputations
- suitable for substitution of soft tissue at the frontal shin bone edge and residual limb.
- suitable for bony, very pressure sensitive or difficult lower limbs

### Characteristics

- thermoplastic mouldable at 60 °C (140 °F)
- optimal wearing comfort and excellent shock absorption in the front residual leg area
- one-piece knitted textile cover for easy donning and doffing of the liner
- knitted integrated outer matrix in the distal area to reduce elongation
- thinner material in the dorsal area makes bending the knee in the prosthetic socket easier
- excellent circular elongation adjusts to volume changes of the residual leg
- distal rotation control supports the guidance of the leg prosthesis
- available with distal connection for all types of Streifeneder pins and lock systems
- available without distal connection for vacuum socket technology (VST)

### Material

- material thickness: front 9 mm, back 3 mm, conical shape
- soft ContexGel with medical white oil, anti-bacterial finish
- approx. 25 – 30 Shore 00
- abrasion-proof, one-piece knitted cover made of polyamide/elastane
- item 27L10 with PUR-rotation control (cap)
- colour: mixed anthracite



Gesamtlänge: ca. 430 mm

Size	Distal	Proximal	Distal Connection	Item-No.
S	16 – 23 cm	25 – 36 cm	with	27L10/S
M	19 – 30 cm	30 – 43 cm	with	27L10/M
L	24 – 34 cm	38 – 58 cm	with	27L10/L
XL	28 – 39 cm	41 – 63 cm	with	27L10/XL
XXL	32 – 44 cm	43 – 69 cm	with	27L10/XXL
S	16 – 23 cm	25 – 36 cm	without	27L20/S
M	19 – 30 cm	30 – 43 cm	without	27L20/M
L	24 – 34 cm	38 – 58 cm	without	27L20/L
XL	28 – 39 cm	41 – 63 cm	without	27L20/XL
XXL	32 – 44 cm	43 – 69 cm	without	27L20/XXL

Supplied including stand.

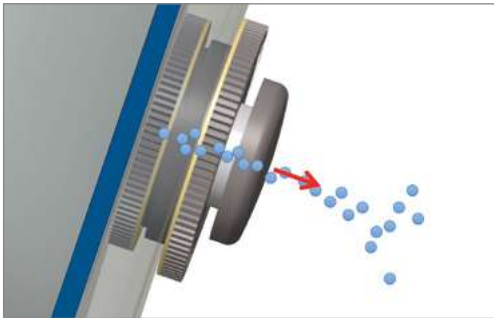


**Sizing:** Measure the distal circumference approx. 4 cm above the stump end and select the liner size in the area of the distal and proximal stump circumference according to the chart. Please note that transtibial stumps with ContexGel-Liners without distal connection require a ContexGel Knee Sleeve.

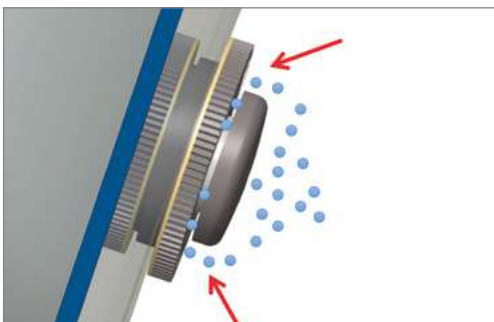
# Socket Comfort – Application Aids

The application aids ContexGel.sleeve by Streifeneder ortho.production provide correct support and position of leg prostheses. Especially in vacuum socket technology (VST) for below-knee short prostheses, a closed system without air intrusion is very important.

The ContexGel.sleeve works like a knee- resp. sealing cap; and prevents intrusion of air and together with the exhaust valve safely holds the leg prosthesis at the residual limb of the user.



exhaust phase – the compressed air is released through the valve (6P50 Active.valve)



comfort phase – the vacuum can be regulated by pressing the button

When standing up and in stance phase, the exhaust valve provides a continuous vacuum, which prevents the leg prosthesis from slipping away and therefore minimizes uncomfortable shear- and friction forces on the residual limb. Defined pressure balance can be achieved by using the easy-to-reach pressure button; to take load off the prosthesis user's residual limb, e.g. while sitting.

Traditional varieties of prosthetic applications can be found in a modern version in our AK-Suspenders and BK-Suspenders (300A1 and 23A1). These so-called holding supports for above-knee and below-knee prostheses also provide correct connections and at the same time support the guidance of leg prostheses.

## Benefits for the user

- Easier putting the prosthesis on and better wearing guidance of the prosthesis with our without exhaust valve or liner system
- Slip resistant materials at the inside prevent slipping of the prosthetic socket
- Stable and reinforced transversely elastic fabrics optimally adapt to the stump shape
- Wide range of size variety covers individual user conditions

[Back to the table of contents](#)

# Socket Comfort – Application Aids



## ContexGel.sleeve

ContexGel knee sleeve, 3 mm uniform, conical



### Designated use

- ContexGel-Knee Sleeves are suitable for below-knee amputees as knee holding support or as sealing cap for vacuum-socket technology (VST)
- additional guidance for the knee and stabilisation for short prostheses
- smaller sizes are used as holding supports in arm prosthetics

### Characteristics

- thermoplastic mouldable at 60 °C (140 °F)
- satinised knee area prevents tension sensations in the knee joint area
- for optimal adhesion in the distal and proximal area
- soft, one-piece knitted cover for easily rolling the knee sleeve up or down
- minimisation of the elongation by outer matrix in the distal and proximal area
- excellent circular expansion adjusts to the socket- and user's anatomy
- product recommendation additionally for vacuum-socket technology (VST)

### Material

- wall thickness: 3 mm uniform, conical shape
- soft ContexGel with medical white oil, antibacterially fitted
- abrasion proof one-piece knitted cover made of polyamide / elastane
- approx. 25 – 30 Shore 00
- colour: mixed anthracite 30L10 / sand 30L50

Colour: anthracite/mottled

Size	Distal	Proximal	Length	Item-No.
S	15 – 23 cm	23 – 35 cm	37 cm	30L10/S
M	21 – 31 cm	29 – 44 cm	37 cm	30L10/M
L	28 – 43 cm	36 – 52 cm	38.5 cm	30L10/L
XL	34 – 48 cm	42 – 58 cm	38.5 cm	30L10/XL
XXL	38 – 52 cm	43 – 64 cm	38.5 cm	30L10/XXL
XXXL	42 – 56 cm	50 – 70 cm	38.5 cm	30L10/XXXL

Colour: sand-coloured

Size	Distal	Proximal	Length	Item-No.
S	15 – 23 cm	23 – 35 cm	37 cm	30L50/S
M	21 – 31 cm	29 – 44 cm	37 cm	30L50/M
L	28 – 43 cm	36 – 52 cm	38.5 cm	30L50/L
XL	34 – 48 cm	42 – 58 cm	38.5 cm	30L50/XL
XXL	38 – 52 cm	43 – 64 cm	38.5 cm	30L50/XXL
XXXL	42 – 56 cm	50 – 70 cm	38.5 cm	30L50/XXXL

**Sizing:** ContexGel Knee Sleeves are available in 6 sizes. If possible, please position the sleeve with its middle towards the knee joint. Also, measure the distal socket circumference and the proximal thigh circumference (approx. 15 cm above the centre of the knee joint). This will determine the optimal size of the knee sleeve.

# Socket Comfort – Application Aids



## ContexGel.protect

Protective cover for ContexGel.sleeve



### Designated use

- protective cover for sharp-edged prosthetic sockets

### Characteristics

- expandable protective cover prevents premature tear of the ContexGel knee sleeves
- the protective cover is worn underneath the ContexGel knee sleeve
- the distal inner side is equipped with a silicone edge, which prevents slipping at the prosthetic socket
- additional adhering not necessary

### Material

- durable and expandable functional fabric, made of polyurethane/polyamide/elastane
- colour: black

Size	Side	for knee sleeve	Length	Item-No.
S	universal	Size S	19 cm	3S50/S
M	universal	Size M	19 cm	3S50/M
L	universal	Size L	22 cm	3S50/L
XL	universal	Size X + XXL	22 cm	3S50/XL

# Socket Comfort – Application Aids



## AK-Suspender

AK-Prosthesis Support



scope of supply does not include components

### Designated use

- fixes a prosthesis at the user's pelvis and prevents slipping of the prosthesis from the residual limb
- the suspender is used to support above-knee (AK-) suspension sockets, if sufficient vacuum cannot be achieved

### Characteristics

- facilitates putting the prosthesis on and improves guidance during wearing the AK-prosthesis without rubber valve or liner system
- slip resistant, elastic neoprene at the inside of the leg section adheres to the socket
- stable, reinforced transversely elastic material in the pelvic / hip area optimally adjusts to the body shape
- individual adjustment options by two frontal hook- and loop fasteners

### Material

- leg section: 100 % neoprene (cellular rubber), outer textile lining: 100 % polyamide (PA)
- pelvic section: 46 % polyamide (PA), 30 % viscose (CV), 24 % elasthane (EL)
- colour: silver/anthracite
- machine washable at 30 °C

Size	Hip circumference	Circumference medial / socket edge	Side	Item-No.
S	60 – 74 cm	36 – 40 cm	right	300A1/RS
M	66 – 80 cm	40 – 44 cm	right	300A1/RM
L	76 – 90 cm	44 – 48 cm	right	300A1/RL
XL	86 – 100 cm	48 – 52 cm	right	300A1/RXL
XXL	96 – 110 cm	52 – 56 cm	right	300A1/RXXL
S	60 – 74 cm	36 – 40 cm	left	300A1/LS
M	66 – 80 cm	40 – 44 cm	left	300A1/LM
L	76 – 90 cm	44 – 48 cm	left	300A1/LL
XL	86 – 100 cm	48 – 52 cm	left	300A1/LXL
XXL	96 – 110 cm	52 – 56 cm	left	300A1/LXXL



# Socket Comfort – Application Aids



## BK-Suspender

Knitted Holding Aid for BK-protheses



scope of supply does not include components

### Designated use

- additional fixation of the BK-prosthesis at the leg; prevents slipping of the prosthesis of the residual limb
- supports the prosthesis guidance
- supports and takes load off the knee joint capsule when wearing a short prosthesis

### Characteristics

- high circular elasticity, nearly no elasticity in the vertical area
- anatomical, flexional shape

### Material

- 75 % PA polyamid, 25 % EL elastan (without latex)
- colour: silver/anthracite 23A1 / peach 24A1

PU = 2 pieces

Colour: silver/anthracite

Size	Circumference distal	Circumference proximal	Length	Item-No.
S	26 – 30 cm	34 – 38 cm	35 cm	23A1/S
M	29 – 33 cm	38 – 42 cm	35 cm	23A1/M
L	32 – 36 cm	42 – 46 cm	35 cm	23A1/L
XL	35 – 39 cm	46 – 50 cm	35 cm	23A1/XL

Colour: sand

Size	Circumference distal	Circumference proximal	Length	Item-No.
S	26 – 30 cm	34 – 38 cm	35 cm	24A1/S
M	29 – 33 cm	38 – 42 cm	35 cm	24A1/M
L	32 – 36 cm	42 – 46 cm	35 cm	24A1/L
XL	35 – 39 cm	46 – 50 cm	35 cm	24A1/XL

For right and left side.

# Socket Comfort – Application Aids



## Slide.fit

Slip-on aid for above knee prostheses

### Designated use

- slip-on aid for above knee prostheses (for suspension sockets)

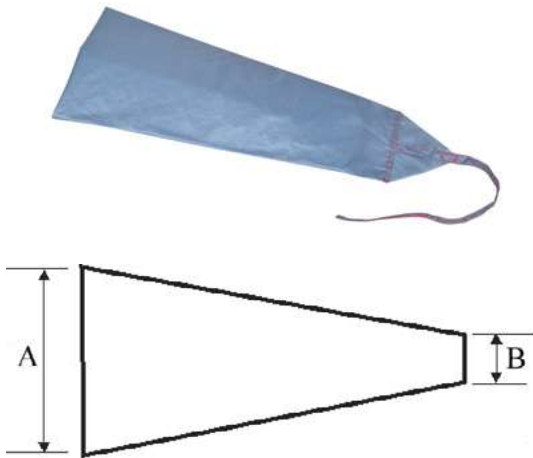
### Characteristics

- the gliding material surface of the slip-on aid simplifies putting on the above-knee prosthesis
- long and stiffened sliding aid simplifies application through valve opening of the prosthetic socket
- due to the large grip-tongue, pulling out through the valve opening becomes more energy-saving
- contrast colour stitching for size identification

### Material

- fabric: 100 % PA polyamide
- coating: 100 % PUR polyurethane

PU = 1 pc. with storage bag



Stump circumference distal up to (B)	Stump circumference proximal up to (B)	Length of donning aid	Colour	Item-No.
24 cm	40 cm	43 cm	yellow	17A1/XS
26 cm	44 cm	50 cm	red	17A1/S
28 cm	56 cm	50 cm	dark blue	17A1/M
30 cm	68 cm	50 cm	colour: green	17A1/L
36 cm	76 cm	52 cm	light blue	17A1/XL
38 cm	88 cm	60 cm	orange	17A1/XXL



## DAW-Slipper

Slip-on aid for above knee prostheses

### Designated use

- slip-on aid for above knee prostheses (for suspension sockets)

### Characteristics


- the smooth outside helps sliding into the AK prosthesis easier
- the loop of approx. 80 cm length helps pulling in and out through the valve opening
- very durable nylon quality with reinforced distal end
- original DAW product

### Material


- 100 % PA (nylon), colour: white
- very fine, smooth and openly knitted quality
- the knitting technique prevents ladders
- machine washable at 30 °C



Thigh circumference	Length	Item-No.
26 – 32 cm	50 cm	13A2/1
33 – 40 cm	50 cm	13A2/2
41 – 50 cm	50 cm	13A2/3
51 – 60 cm	50 cm	13A2/4
61 – 70 cm	50 cm	13A2/5

 AK-circumference must be measured at the height of the upper prosthesis socket.

# Socket Comfort – Application Aids



## Streifycone for Soft-Socket

### Designated use

- pre-fabricated conus with distal end cap for time-saving production of soft-sockets


### Characteristics

- the material Streifyfoam (expanded soft-polyethylene) is optimally thermoplastic mouldable at 130 °C
- does not shrink, features excellent restoring force and is easily cleaned with ph-neutral soapy water

### Material

- closed-cell foam material and therefore very hygienic and non-irritant to the skin
- thickness: 5 mm, Shore A 35 – 40
- height: 425 mm for all sizes

Circum-ferrence distal	Circum-ferrence proximal	Ø distal end cap	Size	Item-No.
190 mm	390 mm	116 mm	S	6S1/S
230 mm	420 mm	136 mm	M	6S1/M
260 mm	470 mm	136 mm	L	6S1/L

 Heat lying flat in the infrared-oven (50M25) or standing upright in the heating cabinet (50M4) at 130 °C for approx. 10 – 15 minutes, then pull it over the dry cast model. For bonding the distal end cap, it is best to use our forte contact glue (118P13).

# Socket Comfort – Care Products & Accessories

In addition to the right liner, stump sock or sheath the gentle care and cleaning is important for high wearing comfort and skin protection. The care products from Streifeneder help the user to protect liner and skin, offer maximum hygiene and are easy to use.



[Back to the table of contents](#)

# Socket Comfort – Care Products & Accessories



## Residual Limb Care PC30V

- stump care cream for external application, for the wearers of prostheses, as well as of other orthopaedic appliances and accessories
- prevents pressure and rubbing zones
- also conditions and strengthens the skin
- applicable for decubitus prophylaxis
- free of skin irritating substances

PU = 1 bottle with screw cap

content	Item-No.
100 ml	10H1/100
250 ml	10H1/250



## Skin Care Washing Lotion

- washing lotion for cleaning residual limb skin and liners, as well as prostheses, orthoses
- odourless (fragrance-free)
- dermatologically tested
- antibacterial

PU = 1 bottle with sprayer

content	Item-No.
300 ml	10H2



## Skin Care Skin Protection Cream

- develops an efficient protective film through thin even application

PU = 1 bottle with hinged latch

content	Item-No.
100 ml	10H3



# Socket Comfort – Care Products & Accessories

## Skin Care Moisturising Lotion



- conditions and regenerates dry and stressed skin
- protects against pressure and rubbing
- soothes skin irritations
- reduces sweat and odour
- reduces itching on the skin due to the ingredient polidocanol (3 %)

PU = 1 bottle with hinged latch

content	Item-No.
200 ml	10H4



## Skin Care Suiting Aid Spray

- spray for liners without textile covers
- the silicone liner receives a slide-on layer with the spray
- for easier putting on and off
- optimal grip by rapid vaporescence

PU = 1 bottle with hinged latch

content	Item-No.
200 ml	10H5
refill bottle 1000 ml	10H5/1



10H5



10H5/1, Nachfüllflasche



## Wave Cut Scissors

- cutting surface with serrated edge (1 wave 2 cm)
- for cutting and shaping Silicone- and Contex-Gel-Liners
- prevents tearing of cutting edges of liners caused by stretching
- improves distribution of circular shearing forces on the residual limb skin, which reduces skin irritations

Length	Item-No.
240 mm	166P36





# Socket Comfort – Stump Care

The demands on a stump sock are very high and manifold. The outer surface should be as smooth as possible, yet hard-wearing; while the collar should be elastic and prevent incisions of the skin. When directly worn on the skin, breathability, anti-allergic properties, rapid drying, good adherence and close meshed textiles are desirable to protect against friction. Stump socks from Streifeneder are available in various designs depending on the desired use – e.g. made of terrycloth, cotton or nylon, or suitable for ak-, bk- or arm-stumps.

With our exclusive selection of the DAW Nylon Sheaths, we offer protective covers with appraised quality and reliability. The exceptionally thin seam – a special trademark- distinguishes the DAW Nylon Sheaths. The use of new manufacturing machines allows for a yet improved and even more regular knitting pattern.



Sharp-edged socket trim lines result in premature wear of the stump sock. Therefore, please make sure to manufacture round edges.

Please take into account that the seam of the DAW Nylon Sheath (10 cm) is not to be measured when determining the length. This seam is turned back over the rim of the socket to prevent the sock from sliding into the socket. At the same time, it covers the socket trim line and thereby protects the clothing.



- Available with or without pin hole, in different thicknesses, materials and colours
- Large selection of stump socks for above-knee, below-knee and arm stumps
- Increases durability life of gel liners
- Postoperative compression therapy
- Compensates stump volume changes
- Additional cushioning towards liner or inner socket
- Thermoactive
- Long-lasting

# Socket Comfort – Streifyderm

Streifyderm refers to our cushioning stump socks with integrated polymer gel.

With the Streifyderm stump socks, Streifeneder ortho.production is able to offer additional high-quality products for a below the knee prosthetic fitting. Streifeneder stump socks stand out due to their excellent combination of elastic nylon fabric ("Spandex") and softly cushioning polymer gel.



Please wash all socks with the Skin-Care Washing lotion 10H2 and lukewarm water.



The polymer-gel contains medical mineral oils, that offer the following advantages

- Nurturing the skin through constant release of mineral oils during wearing.
- Reduction of mechanical stress (shearing forces) on the already particularly stressed stump skin.
- Cushions and protects particularly delicate stump areas such as the edge of the shinbone, fibula head and the end of the residual limb.
- Has a pressure discharging effect on the above mentioned stump areas.
- Adaption of the Streifyderm stump socks to the stump shape in the course of wear.

# Socket Comfort – Compression Stump Socks

In order to reduce the post-operative oedema after an amputation, the attending physician will prescribe a compressing stump sock therapy. The compression stump socks (shrinkers) are used to reduce the post-operative swelling and to bring the residual limb into proper shape and constant volume.

Depending on the size of the oedema and the pressure sensitivity of the user, two different compression classes are available (compression class Ccl. 1 = light compression; compression class Ccl. 2 = medium compression).

Regular use of the compression stump sock provides correct modelling of the residual limb and preparation of the limb for the prosthesis. Mainly, the goal is to achieve a cylindrical or conical shape of the residual limb; which will simplify putting on the leg prosthesis; resp. the compression socks will prevent development of new oedemas after taking the leg prosthesis off.



Please use our chart „compression therapy“ in the instruction manual to note the daily volume of the residual limb.

Users sensitive to pressure can also wear two compression socks of compression class Ccl. 1 (light) over each other to increase the effect.

To simplify putting on the compression stump socks, please wear rubber gloves.

Please inform your customer that long fingernails or sharp-edged rings may damage the compression stump sock.

[Back to the table of contents](#)

# Socket Comfort – Stump Socks



## Stump Sock StreifyDerm

2 mm polymer gel

- for the prosthetic provisioning of the lower extremities
- stump sock consisting of nylon textures and coated with 2 mm polymer gel

Gel length/ size	Length	Circumfe- rence distal	Circum- ference proximal	Item-No.
20 cm / 1	25 – 34 cm	17 – 24 cm	17 – 26 cm	26A10/1
25 cm / 2	38 – 44 cm	18 – 28 cm	18 – 32 cm	26A10/2
25 cm / 3	38 – 44 cm	20 – 34 cm	20 – 38 cm	26A10/3
33 cm / 4	43 – 49 cm	20 – 34 cm	20 – 38 cm	26A10/4
25 cm / 5	43 – 49 cm	23 – 37 cm	23 – 43 cm	26A10/5
33 cm / 6	46 – 54 cm	23 – 37 cm	23 – 43 cm	26A10/6
33 cm / 7	46 – 54 cm	28 – 42 cm	28 – 49 cm	26A10/7
33 cm / 8	46 – 54 cm	31 – 50 cm	31 – 56 cm	26A10/8



## Stump Sock StreifyDerm Cushion

3 mm polymer gel

- for the prosthetic provisioning of the lower extremities
- consisting of nylon texture and coated with 3 mm polymer gel

Gel length/ size	Length	Circumfe- rence distal	Circum- ference proximal	Item-No.
20 cm / 1	25 – 34 cm	17 – 24 cm	17 – 26 cm	26A20/1
25 cm / 2	38 – 44 cm	18 – 28 cm	18 – 32 cm	26A20/2
25 cm / 3	38 – 44 cm	20 – 34 cm	20 – 38 cm	26A20/3
33 cm / 4	43 – 49 cm	20 – 34 cm	20 – 38 cm	26A20/4
25 cm / 5	43 – 49 cm	23 – 37 cm	23 – 43 cm	26A20/5
33 cm / 6	46 – 54 cm	23 – 37 cm	23 – 43 cm	26A20/6
33 cm / 7	46 – 54 cm	28 – 42 cm	28 – 49 cm	26A20/7
33 cm / 8	46 – 54 cm	31 – 50 cm	31 – 56 cm	26A20/8

# Socket Comfort – Stump Socks



## Stump Sock StreifyDerm Endurance

two nylon textures and 2 mm polymer gel

- for the prosthetic provisioning of the lower extremities
- consisting of two nylon textures and with 2 mm polymer gel in between

Gel length/ size	Length	Circumfe- rence distal	Circum- ference proximal	Item-No.
20 cm / 1	25 – 34 cm	17 – 24 cm	17 – 26 cm	26A30/1
25 cm / 2	38 – 44 cm	18 – 28 cm	18 – 32 cm	26A30/2
25 cm / 3	38 – 44 cm	20 – 34 cm	20 – 38 cm	26A30/3
33 cm / 4	43 – 49 cm	20 – 34 cm	20 – 38 cm	26A30/4
25 cm / 5	43 – 49 cm	23 – 37 cm	23 – 43 cm	26A30/5
33 cm / 6	46 – 54 cm	23 – 37 cm	23 – 43 cm	26A30/6
33 cm / 7	46 – 54 cm	28 – 42 cm	28 – 49 cm	26A30/7
33 cm / 8	46 – 54 cm	31 – 50 cm	31 – 56 cm	26A30/8

# Socket Comfort – Stump Socks



## Below-Knee Compression Stocking

with silicone-knops grip top, antibacterially fitted



### Mode of action

- compression therapy; the respective compression class is determined by the responsible medical doctor. Standard-compression pressure for compression class 1 (light) is 18 - 21 mm Hg, (2,4 - 2,8 hPa); for compression class 2 (medium) it is 23 - 32 mm Hg, (3,1 - 4,3 hPa)

### Indication

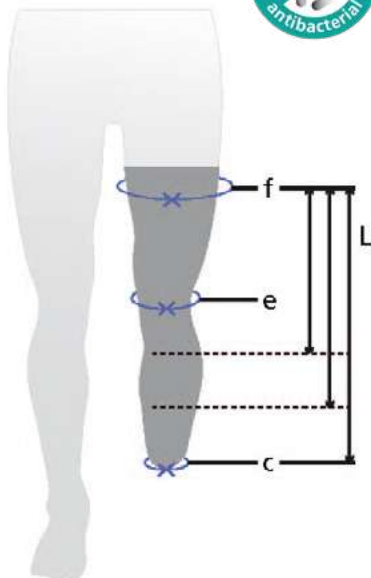
- for reduction of post-surgical oedema after below-knee amputation
- for preparation and plaster-casting of the residual limb for the prosthesis
- for oedemata prevention after taking the leg prosthesis off

### Contraindication

- open wounds
- non-reducible oedemata
- stasis dermatitis (dermatitis varicosa)
- peripheral artery occlusive disease (PAOD)
- thrombophlebitis acuta
- decompensated heart insufficiency

### Material

- circular knitted fabric, antibacterially fitted
- 78 % polyamide
- 22 % elastane
- with silicone-knops grip top



Size	Circum- ference f	Circum- ference e	Circum- ference c	Length L
XS	41 cm	31 cm	29 cm	30 / 38 / 46 cm
S	44 cm	34 cm	32 cm	30 / 38 / 46 cm
M	47 cm	37 cm	35 cm	30 / 38 / 46 cm
L	50 cm	40 cm	38 cm	30 / 38 / 46 cm
XL	53 cm	43 cm	41 cm	30 / 38 / 46 cm
XXL	56 cm	46 cm	44 cm	30 / 38 / 46 cm

Compression class 1: 452A1 + size + length

Compression class 2: 452A2 + size + length

Ordering example: 452A1/XS30 = compression class 1,  
size XS,  
length 30 cm



For documentation of the volume, use the chart in the instruction manual.



# Socket Comfort – Stump Socks



## Above-Knee Compression Stocking

with hip attachment, antibacterially fitted



### Mode of Action

- compression therapy; the respective compression class is determined by the responsible medical doctor. Standard-compression pressure for compression class 1 (light) is 18 - 21 mm Hg, (2.4 - 2.8 hPa); for compression class 2 (medium) it is 23 - 32 mm Hg, (3.1 - 4.3 hPa)

### Indication

- for reduction of post-surgical oedema after above-knee amputation
- for preparation and plaster-casting of the residual limb for the prosthesis
- for oedemata prevention after taking the leg prosthesis off

### Contraindication

- open wounds
- non-reducible oedemata
- stasis dermatitis (dermatitis varicosa)
- peripheral artery occlusive disease (PAOD)
- thrombophlebitis acuta
- decompensated heart insufficiency

### Material

- circular knitted fabric, antibacterially fitted
- 78 % polyamide
- 22 % elastane

Size	Circumference g	Circumference e	Length L
XS	44 cm	31 cm	20, 25, 30, 35 cm
S	48 cm	34 cm	20, 25, 30, 35 cm
M	52 cm	37 cm	20, 25, 30, 35 cm
L	56 cm	40 cm	20, 25, 30, 35 cm
XL	60 cm	43 cm	20, 25, 30, 35 cm
XXL	64 cm	46 cm	20, 25, 30, 35 cm

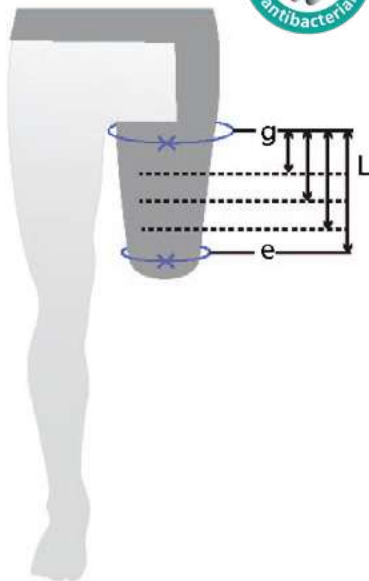
Compression class 1: 451A1 + size + length

Compression class 2: 451A2 + size + length

Ordering example: 451A1/XS20 = compression class 1, size XS, length 20 cm



For documentation of the volume, use the chart in the instruction manual.



# Socket Comfort – Stump Socks



## DAW-Nylon-Sheath

standard type, conical universal shape



### Designated use

- the DAW nylon sheath is worn directly on the skin to keep the skin dry and to prevent irritation by reducing friction, which provides better adhesion between skin and prosthesis
- optimal compression of the tissue, therefore ideal support of blood reflux and stimulation of the capillary vessels

### Characteristics

- the soft inner surface is comfortable on the skin
- the whipped seam of the cuff marks the outside
- the smooth outside facilitates getting into the prosthesis resp. makes it easier to put on additional sock

### Material

- 100 % PA (nylon)
- colour: white
- very fine, smooth and openly knitted quality
- the knitting technique prevents ladders
- machine washable at 30 °C

Form	Length in cm	Item-No.
A	20, 25, 30, 35, 40, 45, 50, 55, 60, 65, 70, 75	25A50/A..
B	25, 30, 35, 40, 45, 50, 55, 60, 65, 70, 75, 80	25A50/B..
C	20, 25, 30, 35, 40, 45, 50, 55, 60, 65, 70, 75	25A50/C..
D	20, 25, 30, 35, 40, 45, 50, 55, 60, 65	25A50/D..
E	20, 25, 30, 35, 40, 45, 50	25A50/E..

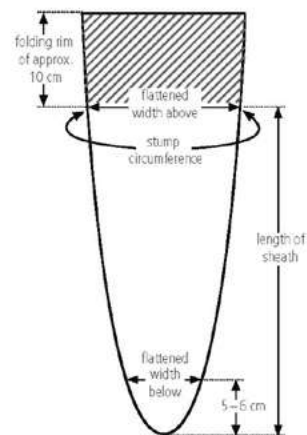
### Forms

Form	Stump circumference*	Approx. width above x below sheath
A	40-50 cm	15 x 9 cm, 20 x 10 cm
B	50-60 cm	20 x 10 cm
C	above 60 cm	25 x 17 cm
D	30-40 cm	25 x 17 cm
E	up to 30 cm	Arm stump sock

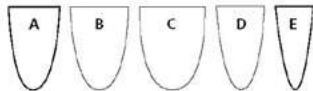
Ordering example: 25A50/A20 = form A, length 20 cm

**Size determination:** \*The circumference of the stump resp. upper thigh must be measured at the upper edge of the prosthesis. The measured circumference determines the sheath form (A, B, C, D). The length of the sheath must also be measured from the upper edge of the prosthesis, to the tip of the sheath. The sheath has a folding rim of approx. 10 cm. The rim must not be considered in the dimensions.

Dimension sketch:



Forms



# Socket Comfort – Stump Socks



## DAW-Nylon-Sheath

for knee disarticulation



### Designated use

- the DAW nylon sheath is worn directly on the skin to keep the skin dry and to prevent irritation by reducing friction, which provides better adhesion between skin and prosthesis
- optimal compression of the tissue, therefore ideal support of blood reflux and stimulation of the capillary vessels

### Characteristics

- the soft inner surface is comfortable on the skin
- the whipped seam of the cuff marks the outside
- the smooth outside facilitates getting into the prosthesis resp. makes it easier to put on additional sock
- the special contour at the distal end optimally adapts to the anatomical shape of the knee disarticulation residual limb

### Material

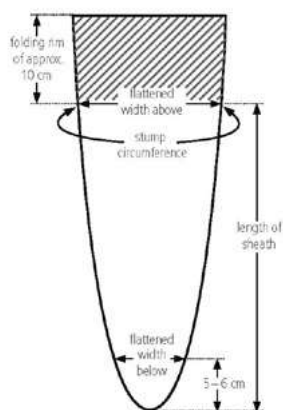
- 100 % PA (nylon)
- colour: white
- very fine, smooth and openly knitted quality
- the knitting technique prevents ladders
- machine washable at 30 °C

Form	Stump circumference	Knee circumference	Length in cm	Item-No.
A	up to 50 cm	up to 35 cm	40, 45, 50, 55	25A51/A..
B	up to 60 cm	up to 35 cm	40, 45, 50, 55	25A51/B..

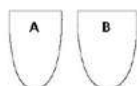
Ordering example: 25A51/A40 = form A, length 40 cm

**S** **Size determination:** The circumference of the stump resp. upper thigh must be measured at the upper edge of the prosthesis. The measured circumference determines the sheath form (A, B). The length of the sheath must also be measured from the upper edge of the prosthesis, to the tip of the sheath. The sheath has a folding rim of approx. 10 cm. The rim must not be considered in the dimensions.

Dimension sketch:



Forms:



# Socket Comfort – Stump Socks



## Terrycloth Stump Sock for BK-amputees

thick quality, straight shape



### Designated use

- very effective to even out differing volume, due to voluminous inside with terry-cloth loops
- item-no. 25A10 with vulcanised rubber opening for pin, to be worn over any liner
- item-no. 25A11 without opening for pin, may be worn directly on the skin or over any sheath, e.g. item-no. 25A50

### Characteristics

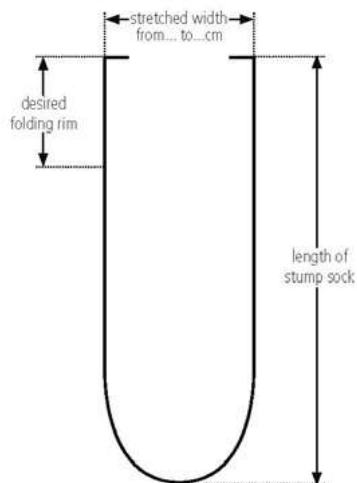
- very comfortable wear due to high cotton content
- the terry-cloth loops on the inside provide excellent cushioning effect and climate management, since this voluminous type may store abundant moisture
- very stretchable and yet dimensionally stable knitting technique

### Material

- 85 % (CO) cotton, 15 % (PA) textured (crinkled) polyamide silk
- machine washable up to 60 °C



Dimension sketch:



Length in cm	Colour	Item-No. with opening for pin	Item-No. without opening for pin
20, 25, 30, 35, 40, 45, 50, 55, 60	blue	25A10/.B	25A11/.B
20, 25, 30, 35, 40, 45, 50, 55, 60	colour: green	25A10/.G	25A11/.G
20, 25, 30, 35, 40, 45, 50, 55, 60	yellow	25A10/.GB	25A11/.GB
20, 25, 30, 35, 40, 45, 50, 55, 60	peach	25A10/.H	25A11/.H
20, 25, 30, 35, 40, 45, 50, 55, 60	purple	25A10/.L	25A11/.L
20, 25, 30, 35, 40, 45, 50, 55, 60	red	25A10/.R	25A11/.R
20, 25, 30, 35, 40, 45, 50, 55, 60	black	25A10/.S	25A11/.S
20, 25, 30, 35, 40, 45, 50, 55, 60	cyan	25A10/.T	25A11/.T
20, 25, 30, 35, 40, 45, 50, 55, 60	white	25A10/.W	25A11/.W

Ordering example: 25A11/20B = without hole for pin, length 20 cm, colour blue. In colours green, yellow, purple or red available upon request.



If a cuff is desired, its length must be added to the stocking length. Size is determined by sock length only. For bigger circumferences of the residual limb, the sock length becomes shorter due to stretching. The sock stretches from approx. 10 cm up to 20 cm.

# Socket Comfort – Stump Socks



## Terrycloth Stump Sock for BK-amputees

thick quality, straight shape, with wool content



### Designated use

- very effective to even out differing volume, voluminous knit ware due to crinkled fibre
- item-no. 25A12 with vulcanised rubber opening for pin, to be worn over any liner
- item-no. 25A13 without opening for pin, may be worn directly on the skin or over any sheath e.g. item-no. 25A50

### Characteristics

- the terry-cloth loops on the inside provide excellent cushioning effect and climate management, since this voluminous type may store abundant moisture
- very comfortable wear and warming effect due to wool content
- during wearing, the stocking shape adapts to the individual shape of the residual limb

### Material

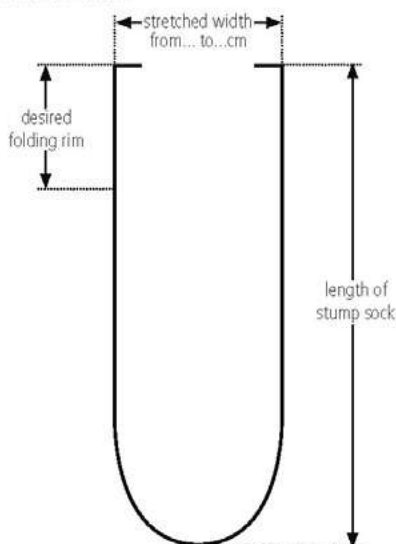
- 50 % (WO) wool, 25 % PA (acryl), 10 % PA (polyamid), 15 % (PA) textured (crinkled) polyamide silk
- colour: off-white
- machine washable up to 60 °C

Length in cm	Modell	Item-No.
25, 35, 40, 45, 55, 65	with opening for pin	25A12/..
25, 30, 35, 40, 45, 50, 55, 60, 65	without opening for pin	25A13/..

Ordering example: 25A12/25 = with hole for pin, length 25 cm

**S** If a cuff is desired, its length must be added to the stocking length. Size is determined by sock length only. For bigger circumferences of the residual limb, the sock length becomes shorter due to stretching. The sock stretches from approx. 10 cm up to 20 cm.

Dimension sketch:



# Socket Comfort – Stump Socks



## Terrycloth Stump Sock for BK-amputees

extra thick quality, straight shape, with Lycra content



### Designated use

- very effective to even out differing volume, due to voluminous inside with terry-cloth loops
- this type without opening for pin may be worn over any liner or directly on the skin
- an additional sheath, e.g. item-no. 25A50 may be worn directly on the skin in order to keep the skin dry
- light compression effect, due to Lycra content

### Characteristics

- extremely stretchable (more than double of unstretched width) due to Lycra content
- very high dimensional stability by Lycra content, i.e. the material always retightens to its original shape
- very comfortable wear due to high cotton content
- the terry-cloth loops on the inside provide excellent cushioning effect and climate management, since this voluminous type may store abundant moisture

### Material

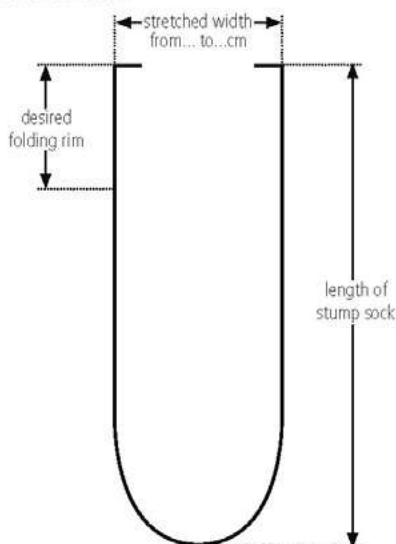
- 95 % (CO) cotton, 5 % (EL) elastane (Lycra)
- colour: white
- machine washable up to 60 °C



Length in cm	Modell	Item-No.
20, 25, 30, 35, 40, 45, 50, 55, 60, 65, 75	without opening for pin	25A14/..

Ordering example: 25A14/20 = length 20 cm

Dimension sketch:



**I** If a cuff is desired, its length must be added to the stocking length. Size is determined by sock length only. For bigger circumferences of the residual limb, the sock length becomes shorter due to stretching. The sock stretches from approx. 7,5 cm up to 19 cm.

# Socket Comfort – Stump Socks



## Cotton Stump Sock for BK-amputees

thin, smooth quality, straight shape, with high elastane content



### Designated use

- item-no. 25A20 with vulcanised rubber opening for pin, to be worn over any liner
- item-no. 25A21 without opening for pin, may be worn directly on the skin
- effective to even out differing volume
- light compression effect, due to high elastane content

### Characteristics

- very high stretching ability and shape stability due to high elastane content, i.e. the material always retightens to its original shape
- very comfortable wear and skin tolerance due to high cotton content

### Material

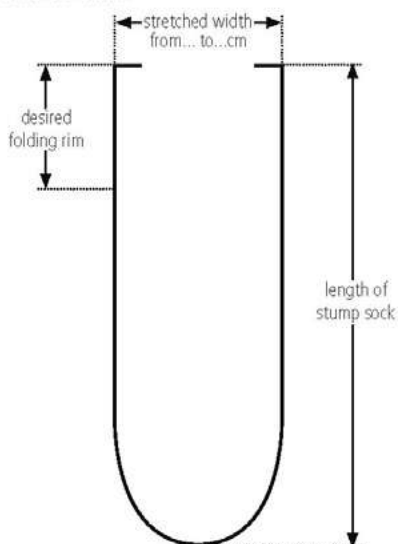
- 85 % (CO) cotton, 15 % (EL) elastane
- colour: white
- machine washable up to 60 °C

Length in cm	Modell	Item-No.
20, 25, 30, 35, 40, 45, 50, 55, 60	with opening for pin	25A20/..
20, 25, 30, 35, 40, 45, 50, 55, 60, 70, 75	without opening for pin	25A21/..

Ordering example: 25A20/20 = with hole for pin, length 20 cm

**I** If a cuff is desired, its length must be added to the stocking length. Size is determined by sock length only. For bigger circumferences of the residual limb, the sock length becomes shorter due to stretching. The sock stretches from approx. 8 cm up to 16 cm.

Dimension sketch:



# Socket Comfort – Stump Socks



## Cotton Stump Sock for BK-amputees

thin, smooth quality, straight shape, with elastane content



### Designated use

- item-no. 25A23 with vulcanised rubber opening for pin, to be worn over any liner
- item-no. 25A24 without opening for pin, may be worn directly on the skin
- effective to even out differing volume
- light compression effect, due to elastane content

### Characteristics

- very high stretching ability and shape stability due to high elastane content, i.e. the material always retightens to its original shape
- very comfortable wear and skin tolerance due to high cotton content
- flat, single layer cuff

### Material

- 95 % (CO) cotton, 5 % (EL) elastane
- colour: off-white
- machine washable up to 60 °C



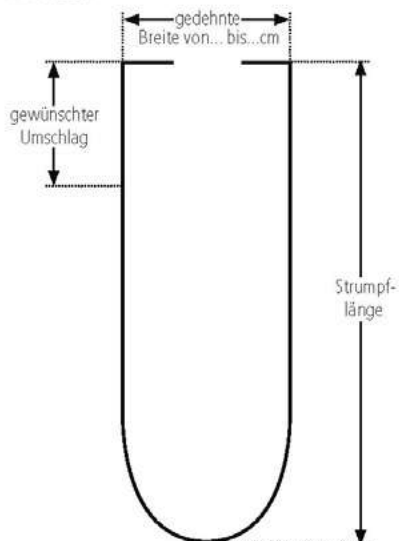
Length in cm	Modell	Item-No.
20, 25, 30, 35, 40, 45, 50, 55	with opening for pin	25A23/..
25, 30, 35, 40, 45, 50, 55, 60	without opening for pin	25A24/..

Ordering example: 25A23/20 = with hole for pin, length 20 cm



If a cuff is desired, its length must be added to the stocking length. Size is determined by sock length only. For bigger circumferences of the residual limb, the sock length becomes shorter due to stretching. The sock stretches from approx. 8 cm up to 16 cm.

Maßskizze:





# Socket Comfort – Stump Socks



## Nylon Stump Sock for BK-amputees

very fine-knit, thin quality, straight shape

### Designated use

- to be worn over the liner to effectively protect the liner

### Characteristics

- with vulcanised rubber opening for pin
- the whipped seam of the cuff marks the inside; the smooth side of the knitted fabric must face outwards

### Material

- 100 % PA (nylon), knitted fabric, similar to opaque tights
- colour: white
- machine washable up to 60 °C

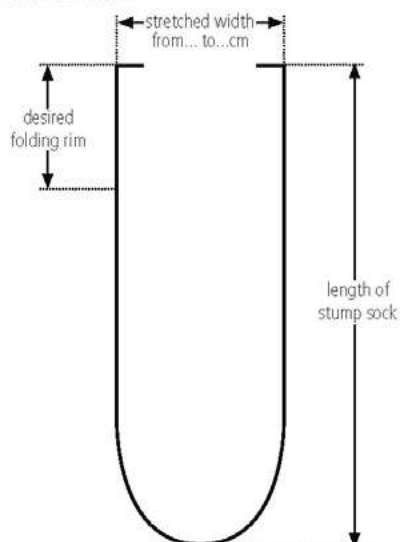


Length in cm	Modell	Item-No.
20, 25, 30, 35, 40, 45, 50, 55	with vulcanised rubber opening for pin	25A31/..

Ordering example: 25A31/25 =with rubber vulcanised pin hole, length 25 cm

**S** If a cuff is desired, its length must be added to the stocking length. Size is determined by sock length only. For bigger circumferences of the residual limb, the sock length becomes shorter due to stretching. The sock stretches from approx. 11 cm up to 20 cm.

Dimension sketch:



# Socket Comfort – Stump Socks



## Nylon Stump Sock for BK-amputees

thin, fine-knit quality, straight shape, with pin opening

### Application

- to be worn over the liner to effectively protect the liner

### Characteristics

- with vulcanised rubber opening for pin
- the whipped seam of the cuff marks the inside; the smooth side of the knitted fabric must face outwards
- knitted fabric, similar to opaque tights

### Material

- 100 % PA (nylon)
- colour: white
- machine washable up to 60 °C

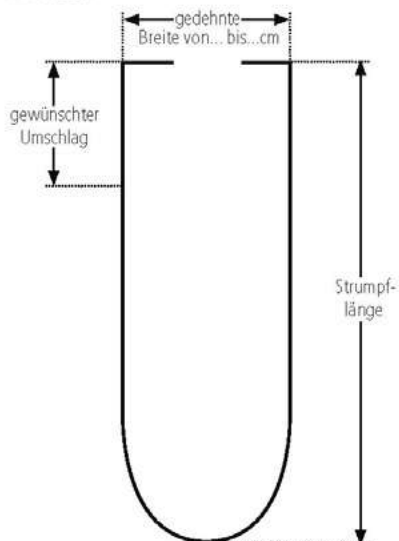


Length in cm	Modell	Item-No.
20, 25, 30, 35, 40, 45, 50, 55, 60	with vulcanised rubber opening for pin	32A25/...

Ordering example: 25A32/25 = with rubber vulcanised hole for pin, length 25 cm

**S** If a cuff is desired, its length must be added to the sock length. Size is determined by sock length only. For bigger circumferences of the residual limb, the sock length becomes shorter due to stretching. The sock stretches from approx. 11 cm up to 20 cm.

Maßskizze:



# Socket Comfort – Stump Socks



## Nylon Stump Sock for BK-amputees

### Application

- to be worn over the liner to effectively protect the liner

### Characteristics

- without pin opening
- the whipped seam of the cuff marks the inside; the smooth side of the knitted fabric must face outwards
- knitted fabric, similar to opaque tights

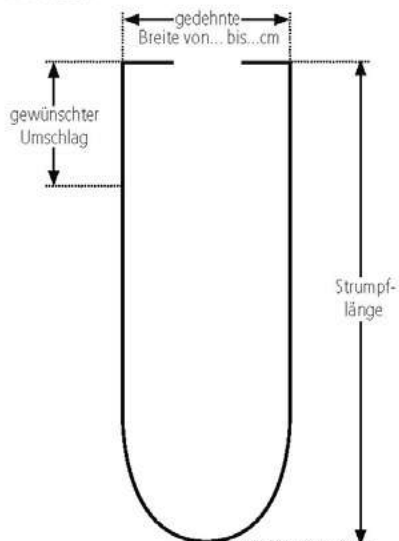
### Material

- 100 % PA (nylon)
- Colour:white
- machine washable up to 60 °C



Length in cm	Modell	Item-No.
30 – 45	without pin opening	25A36/..

Maßskizze:



# Socket Comfort – Stump Socks



## Nylon Stump Sock for BK-amputees

thin, fine-knit quality, straight shape, large pin opening

### Designated use

- to be worn over the liner to effectively protect the liner

### Characteristics

- the pin opening, diam. approx. 4 cm, is formed by a knitted cuff (e.g. suitable for a KISS® Lanyard system)
- the whipped seam of the cuff marks the inside; the smooth side of the knitted fabric must face outwards

### Material

- 100 % PA (nylon), open knitted fabric, similar to opaque tights
- colour: white
- machine washable up to 60 °C

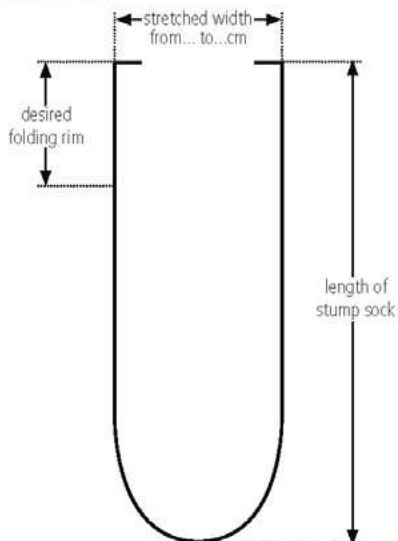


Length in cm	Modell	Item-No.
25 / 35 / 45	with knitted-in opening for pin	20A61/..

Ordering example: 20A61/25 = length 25 cm

**S** If a cuff is desired, its length must be added to the stocking length. Size is determined by sock length only. For bigger circumferences of the residual limb, the sock length becomes shorter due to stretching. The sock stretches from approx. 10 cm up to 20 cm.

Dimension sketch:



# Socket Comfort – Stump Socks



## Terrycloth Stump Sock for AK-amputees

thick quality, conical form



### Designated use

- very effective to even out differing volume, due to voluminous inside with terry-cloth loops
- item-no. 25A15 with vulcanised rubber opening for pin, to be worn over any liner
- item-no. 25A16 without opening for pin, may be worn directly on the skin or over any sheath e.g. item-no. 25A50

### Characteristics

- conical shape, therefore with lateral flat cover seam
- very comfortable wear due to high cotton content
- the terry-cloth loops on the inside provide excellent cushioning effect and climate management, since this voluminous type may store abundant moisture
- very stretchable and yet dimensionally stable knitting technique

### Material

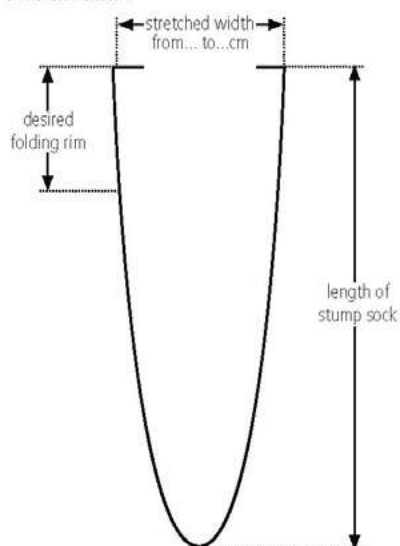
- 85 % (CO) cotton, 15 % (PA) textured (crinkled) polyamide silk
- colour: white
- machine washable up to 60 °C

Length in cm	Modell	Item-No.
20, 25, 30, 35, 40, 45, 50, 55, 60	with opening for pin	25A15/..
20, 25, 30, 35, 40, 45, 50, 55, 60	without opening for pin	25A16/..

Ordering example: 25A15/20 = with hole for pin, length 20 cm

**S** If a cuff is desired, its length must be added to the sock length. Size is determined by sock length only. For bigger circumferences of the residual limb, the sock length becomes shorter due to stretching. The sock stretches from approx. 16 cm up to 27 cm.

Dimension sketch:



# Socket Comfort – Stump Socks



## Cotton Stump Sock for AK-amputees

thin, smooth quality, conical shape, with elastane content

### Designated use

- with vulcanised rubber opening for pin for ak-amputees
- to be worn over any liner and effective to even out differing volume

### Characteristics

- extremely stretchable and dimensional stability by elastane content, i.e. the material always retightens to its original shape
- very comfortable wear and skin tolerance due to high cotton content
- flat, single layer cuff
- conical shape, with flat lateral cover seam

### Material

- 95 % (CO) cotton, 5 % (EL) elastane
- colour: off-white
- machine washable up to 60 °C

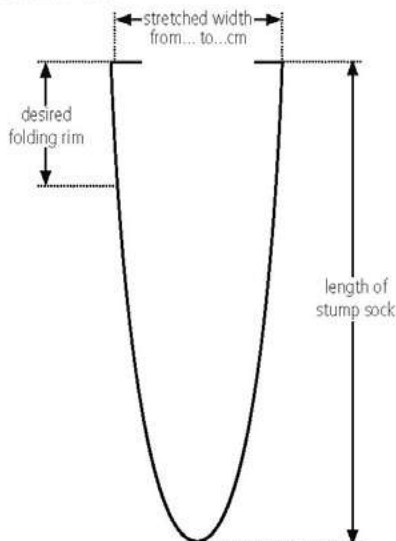


Length in cm	Modell	Item-No.
25, 30, 35, 40, 45, 50, 55	with opening for pin	25A25/..

Ordering example: 25A25/25 = length 25 cm

**I** If a cuff is desired, its length must be added to the sock length. Size is determined by sock length only. For bigger circumferences of the residual limb, the sock length becomes shorter due to stretching. The sock stretches from approx. 14 cm up to 28 cm.

Dimension sketch:



# Socket Comfort – Stump Socks



## Nylon Stump Sock for AK-amputees

very fine-knit, thin quality, conical shape



### Designated use

- with vulcanised rubber opening for pin for ak-amputees
- to be worn over the liner to effectively protect the liner

### Characteristics

- the whipped seam of the cuff marks the inside; the smooth side of the knitted fabric must face outwards
- conical shape, therefore with lateral flat cover seam

### Material

- 100 % PA (nylon), knitted fabric, similar to opaque tights
- colour: white
- machine washable up to 60 °C

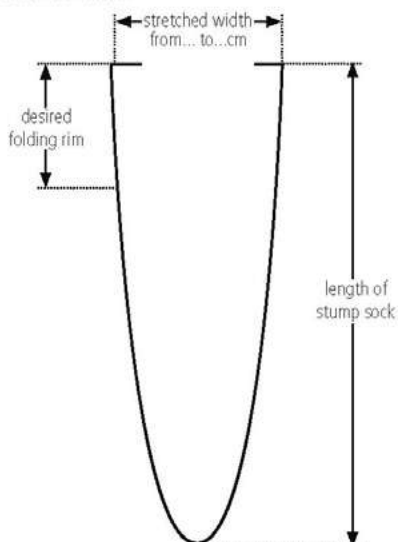
Length in cm	Modell	Item-No.
25, 30, 35, 40, 45, 50, 55	with opening for pin	25A35/..

Ordering example: 25A35/25 = length 25 cm

**I** If a cuff is desired, its length must be added to the sock length. Size is determined by sock length only. For bigger circumferences of the residual limb, the sock length becomes shorter due to stretching. The sock stretches from approx. 19 cm up to 32 cm.



Dimension sketch:



# Socket Comfort – Stump Socks



## Volume compensation sock

thick quality, adjustable to the length with inner adhesive tape



### Designated use

The volume compensation sock is used in combination with the Control4Sil-Liner in order to compensate stump volume changes. The length of the volume compensation sock can be adjusted by removing the connecting thread.

### Characteristics

The inner adhesive tape of the volume compensation sock prevents a slipping off during the donning or wearing a lower limb prosthesis.

### Material

Polyamide, Elastane

Size	Length	Size of Liner 65S1/...	Size of Liner 65S5/...	Item-No.
S	24 cm	26.5 – 32	25 – 28	25A45/S
M	24 cm	34 – 40	30 – 34	25A45/M
L	24 cm	45 – 50	36 – 40	25A45/L



**Caution:** If the volume compensation sock covers one or more sealing lips the vacuum may be get lost and the prosthesis can be detached from the residual limb. Please do not wear more than 2 socks at the same time.



# Socket Comfort – Stump Socks



## Wool Stump Sock for AK- and BK-amputees

strong quality, 3 threads, conical shape



### Designated use

- effective to even out differing volume
- strong fabric (pink seam)
- this type without opening for pin may be worn directly on the skin
- between skin and stump sock a sheath, e.g. item-no. 25A50 must be worn

### Characteristics

- very comfortable wear and warming effect due to wool content
- during wearing, the stocking shape adapts to the individual shape of the residual limb
- provides excellent cushioning effect and climate management, since wool may absorb abundant moisture, without feeling damp

### Material

- 70 % (WO) wool, 30% (CV) rayon
- colour: off-white
- machine washable at 30 °C

Wool stump sock with hole for pin available upon request.



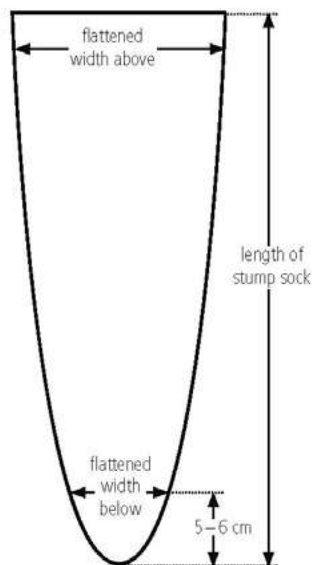
Length in cm	Form in cm	Item-No.
30, 35, 40, 45, 50, 55, 60, 65, 70, 75	20 x 10 unstretched, 25 x 13 stretched	20A74/..

Ordering example: 20A74/30 = length 30 cm



If a cuff is desired, its length must be added to the length of the sock.

Dimension sketch:



# Socket Comfort – Stump Socks



## Wool Stump Sock for AK- and BK-amputees

medium strong quality, 2 threads, conical form



### Application

- effective to even out differing volume
- medium strong fabric (white seam)
- this type without opening for pin may be worn directly on the skin
- between skin and stump sock a sheath, e.g. item-no. 25A50 must be worn

### Characteristics

- very comfortable wear and warming effect due to wool content
- during wearing, the stocking shape adapts to the individual shape of the residual limb
- provides excellent cushioning effect and climate management, since wool may absorb abundant moisture, without feeling damp


### Material

- 70 % (WO) wool, 30 % (CV) rayon
- colour: off-white
- machine washable at 30 °C

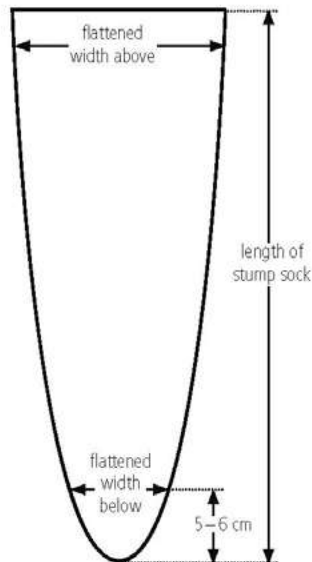


Length in cm	Form in cm	Item-No.
25, 30, 35, 40, 45, 50	15 x 9 unstretched, 19 x 12 stretched	20A57/..
25, 30, 35, 40, 45, 50, 55, 60, 65, 70	20 x 10 unstretched, 25 x 13 stretched	20A58/..

Ordering example: 20A57/25 = length 25 cm, form 15 x 9 cm (unstretched)  
resp. 19 x 12 cm (stretched)


 If a cuff is desired, its length must be added to the length of the sock.

Dimension sketch:





# Locking Systems



[Back to the table of contents](#)

# Locking Systems

In order to create a safe connection between liner and prosthesis, Streifeneder offers locking systems, which are optimally tailored to the users' needs. The large choice of locking systems enables the technician to create a socket connection that is adapted to the patients' requirements.

Every Streifeneder lock system unlocks under tensile load, which enables the patient to easily unlock the prosthesis even under tension, e. g. in a sitting position. A lockable mechanism is offered as an accessory for our clutch locks, which makes it easier for geriatric patients in particular to take off the prosthesis.

The Locking Systems differ on the one hand by the type of locking and on the other hand by the design of the housing.

Various types of locking systems provide the technician with the necessary freedom to design an individual prosthetic alignment. Each Streifeneder locking system can be combined with any type of liner.



Streifeneder locking units stand out due to a high service life and a flexible scope of functions.

A well-thought housing design offers a maximum amount of flexibility with regard to the alignment possibilities of a prosthesis.

The locking systems are delivered with all necessary dummies and laminating aids.

Detailed and illustrated operating instructions simplify the alignment of the prosthesis.

For every use, Streifeneder offers a matching system.

# Three Different Pin Systems



**Serie S1 – Clutch Lock**

The Streifeneder lock series S1 is a continuous pin fastening system with worm thread. This prevents any movement and generates a user-friendly connection. The pin pulls downwards and the patient additionally also has the possibility to draw himself manually downwards and therefore does not have to carry out the connection under pressure.

The locking mechanism developed by Streifeneder always ensures a simple unlocking of the locking system – even under severe tensile stress by the prosthesis. The precision retaining bearing ensures a long lifetime even for highly active patients.



**Serie S2 – Shuttle Lock**

The Streifeneder lock series S2 is locked under pressure with an indented pin. The shuttle pin generates an audible clicking noise when engaging and thereby gives the user the security to be safely connected to the prosthesis. This is a benefit especially for geriatric users.

The simple design of the system ensures an easy and rapid maintenance. Due to the design of the pin, it is easy to put on the prosthesis without getting jammed.

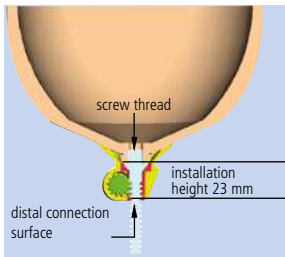


**Serie S3 – Easy Lock**

The Streifeneder lock series S3 is a continuous pin fastening system with a smooth pin. The Easy-Pin is silently locked under pressure. This gives the user a safe locking for the entire length of the pin.

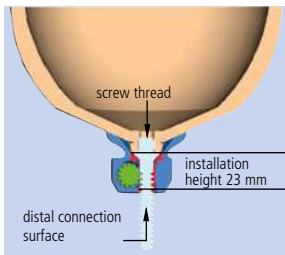
The high-quality material of the pin ensures a very long lifespan even under extreme stress. The fine structuring of the pin at the same time allows for a stepless and safe locking.

# Assembly Height of the Locking Systems



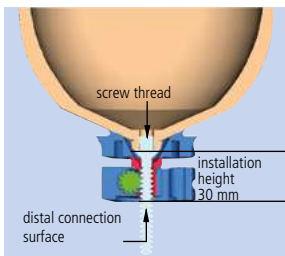
## Series 100

The lock series 100 is made of synthetic material, which makes it light as a feather and very small. It is suitable for users of any weight category. The alignment can easily be corrected in connection with a socket adapter if it deviates from the plumb line.



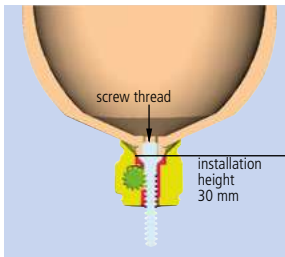
## Series 150

The lock series 150 is characterized by its small construction and its high-strength aluminium housing. The alignment can easily be corrected in connection with a socket adapter if it deviates from the plumb line.



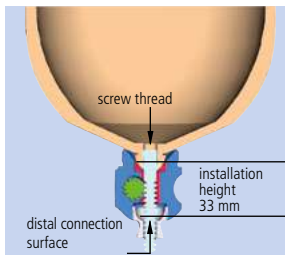
## Series 200

The lock series 200 is made of aluminium and stands out due to its light and flat design. Distally, various socket adapters can be used.



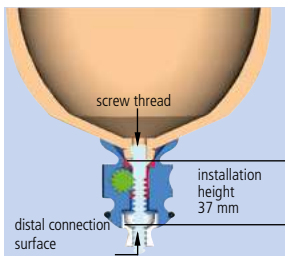
### Series 300

The lock series 300 is made of weight-optimized synthetic material. It is suitable for both laminated and thermoplastic sockets and can entirely be replaced by means of working with deep-drawing dummy. Various mold inserted discs and socket adaptors can be installed at the distal end.



### Series 400

The lock series 400 is made of aluminum and is fixed by means of a three-prong socket adaptor. Special advantages of this lock series is the pyramid adapter, which is already integrated into the lock and the rotational adjustment possibility.



### Series 500

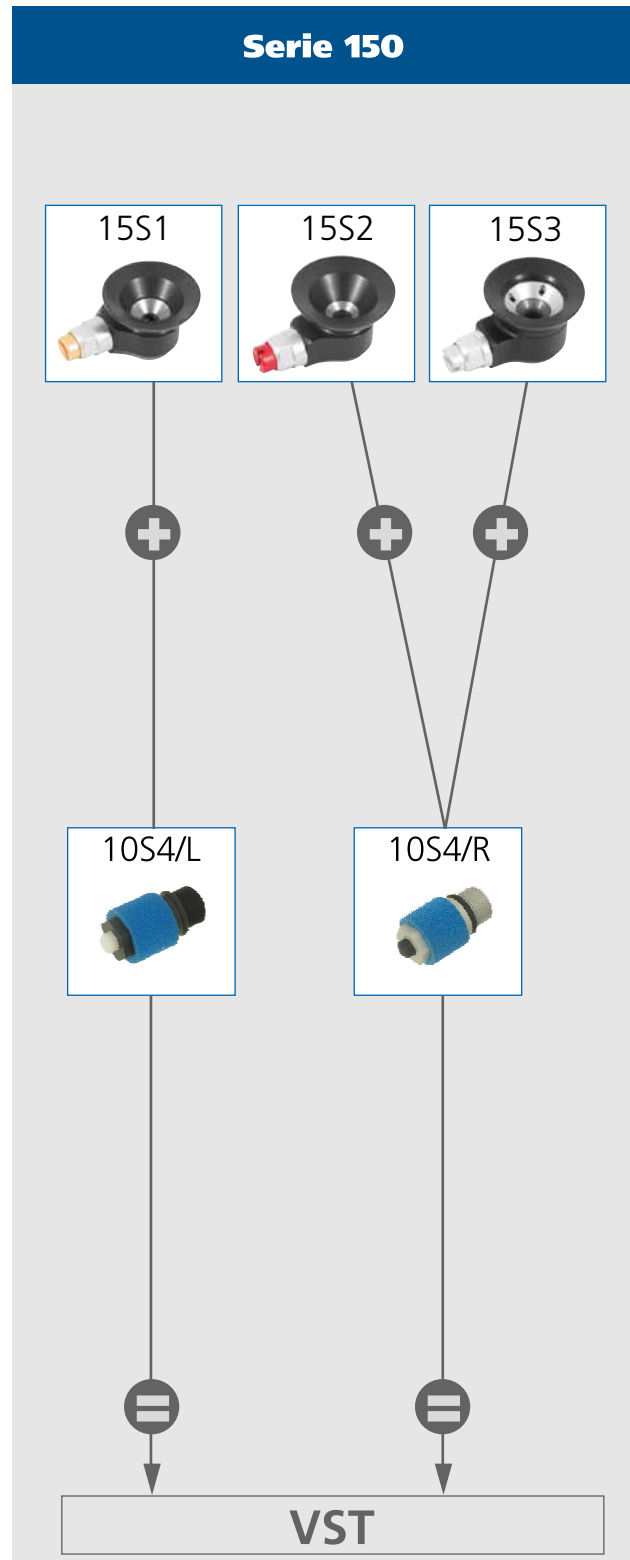
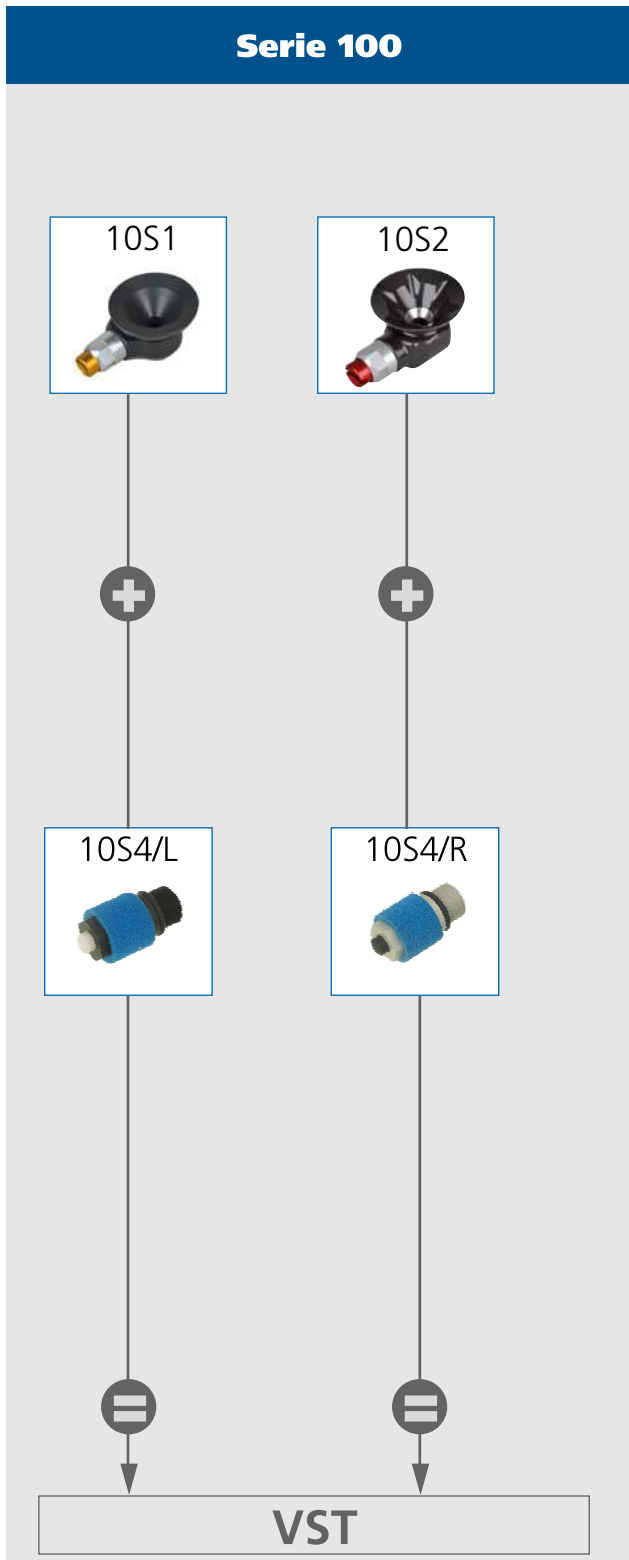
The lock series 500 is made of aluminum and has a distal pyramid adapter. It is especially suited for a rapid and easy manufacture of laminated or thermoplastic prosthetic sockets for stumps without distinct contractures and plumb line deviations.



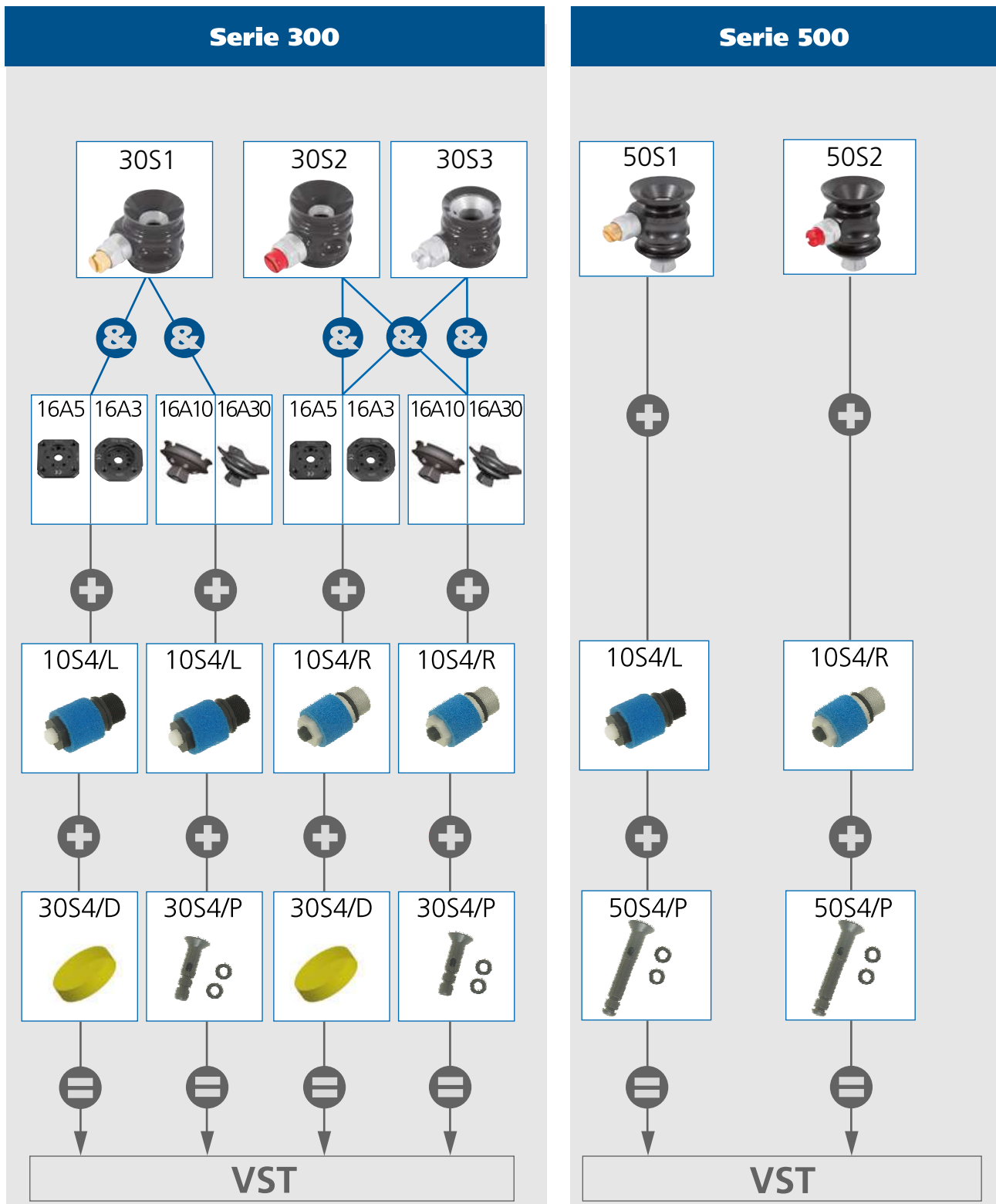
# VST Modular System

What does the patient expect from a prosthesis? This is clearly defined in modern orthopaedics.

The artificial limb must be functional and safe and must offer maximum quality. However, the economic aspects will play an even more important role in the future. Therefore, it is our task to implement the increased requirements in an appropriate manner. The result is a special vacuum system – the possibility to switch between the pin system and the vacuum system.



All components are exclusively made of high-quality and corrosion-resistant materials. To switch from the pin system to the vacuum system you need a maximum of five components (depending on the series). Thus, up to 10 different locking systems (with pin) can be converted. Depending on the condition of the stump, you can always switch between the systems especially during the interim phase. Long-term tests have shown that the vacuum technology has a positive impact on the gait pattern of the patient because rotation and pistoning – as a rule – will not occur or only to a small extent.







## Clutch-Lock



- no body weight restriction because the lock is not a weight bearing component
- activity level (walky): 1 to 4
- mounting height: approx. 23 mm
- suitable for thermoplastic and laminated sockets
- plastic housing is temperature resistant up to 200 °C

The high-strength, glass-fibre reinforced plastic of the clutch lock can be removed from the thermoformed socket and also used for laminated sockets. Due to the dimensional stability, the lock is absolutely resistant to external influences such as temperature fluctuations or humidity. In combination with a 12A3, 12A5 or 12A7 Socket Attachment Block, the deviation from the socket gradient and plumb line can be easily corrected.



- „EasyClick“ system: optimised pull-in and release mechanism
- Left-hand thread for increased safety
- very flat construction
- very light
- locking unit completely exchangeable
- with lamination dummy 10S1/E6L
- incl. special sealing grease 22A100
- Please order Push-button extensions for geriatric patients or big socket diameters separately

All necessary laminating adapters for the locking unit are included in the delivery.

Lock	with Pin	Weight	Item-No.
Clutch-Lock	geared	60 g	10S1



## Shuttle-Lock 15S2/W




- no body weight restriction because the lock is not a weight bearing component
- Activity level (walky): 1 to 4
- mounting height: approx. 23 mm
- suitable for thermoplastic and laminated sockets
- Aluminium housing

The Shuttle lock 15S2/W is characterised by its very small design and a high-strength aluminium housing. Suitable for fresh, salt or even chlorinated water and is manufactured in an excellent quality. The aluminium housing can be removed from the deep-drawing socket and used for the laminating socket. Processing is carried out using common deep-drawing or laminating methods.



- water proof
  - very flat construction
  - twist-proof pin guide made of stainless steel
  - locking unit completely exchangeable
  - with lamination dummy 10S1/E6
  - incl. special sealing grease 22A100
- please order press button extensions for geriatric patients or big sockets separately

Lock	with Pin	Weight	Item-No.
 Shuttle-Lock 15S2/W	rastered	90 g	15S2/W

# Locking Systems



## Lock Series 150

- no body weight restriction because the lock is not a weight bearing component
- Activity level (walky): 1 to 4 for 15S1 and 15S2
- Activity level (walky): 1 to 3 for 15S3
- mounting height: approx. 23 mm
- suitable for thermoplastic and laminated sockets
- Aluminium housing



The lock series 150 is characterised by its very small design and a high-strength aluminium housing. The aluminium housing can be removed from the deep-drawing socket and used for the laminating socket. Processing is carried out using common deep-drawing or laminating methods. In conjunction with a 12A3, 12A5 or 12A7 Socket Attachment Block, the deviation of the socket gradient and plumb line can be easily corrected.

- Clutch-Lock with „EasyClick“ system: optimised pull-in and release mechanism
- very flat construction
- twist-proof pin guide made of stainless steel
- locking unit completely exchangeable
- with lamination dummy 10S1/E6L (for 15S1), 10S1/E6 (for 15S2 und 15S3)
- incl. special sealing grease 22A100
- please order press button extensions for geriatric patients or big sockets separately

The necessary laminating protection for the locking unit is included in the delivery.

Lock	with Pin	Weight	Item-No.
Clutch-Lock 151	geared	95 g	15S1
Shuttle-Lock 152	rastered	90 g	15S2
Shuttle-Lock 153	plain	85 g	15S3

## Vacuum-Clutch-Lock



- no body weight restriction because the lock is not a weight bearing component
- effective height: approx. 23 mm
- extremely good adhesion of the residual limb in the prosthesis
- precisely adjustable vacuum by simple use of the press button
- valve unit 10S4/L completely exchangeable
- with lamination dummy 10S1/E6L
- quickly convertible into pin system

Material	Weight	Item-No.
Aluminium	70 g	15S4

## Lamination Dummy for Series 150

- for locking series 100 and 150
- helps during adjustments on the plaster positive



Application	Item-No.
Shuttle- and Easy-Lock	10S1/E6
Clutch-Lock (left-hand thread)	10S1/E6L

# Locking Systems



## Lock Series 200

- max. patient weight: 125 kg
- Activity level (walky): 1 to 4 for 20S1 and 20S2
- Activity level (walky): 1 to 3 for 20S3
- mounting height: approx. 30 mm
- suitable for thermoplastic and laminated sockets
- Aluminium housing

For the modular construction of prostheses, the flat locking systems of the series 200 offer a variety of combination possibilities.


- Clutch-Lock with „EasyClick“ system: optimised pull-in and release mechanism
- light, flat construction
- Non-rotating lamination disc with multiform ring
- continuous guide bushing made of stainless steel
- distally with channel for planar connection of all socket adapters with 4-hole connection
- easy cleaning and replacing of complete locking unit is possible without dismantling the prostheses
- with Lamination Disc 20S1/E5
- Please order press button extensions for geriatric patients or big sockets separately

The necessary laminating protection for the locking unit is included in the delivery.



Lock	with Pin	Weight	Item-No.
Clutch-Lock 201	geared	198 g	20S1
Shuttle-Lock 202	rastered	172 g	20S2
Shuttle-Lock 203	plain	178 g	20S3



 For direct load transmission from lamination disc to different adapters use the countersunk screw 22A5/M6x40.





## Lamination Disc for Series 200

- replacement part for 20S1, 20S2 and 20S3
- with lamination dummy 20S1/E51
- with 4 socket cap screws 22A2/M6x8

Diameter	Item-No.
64 mm	20S1/E5



## Dummy for Lamination Disc Series 200

- Service Parts Set for 20S1/E5

Item-No.
20S1/E51



## Deep-Drawing Adapter Ring

- accessory
- necessary for the production of thermoplastic sockets
- proximal connection to the lamination disc 20S1/E5 of this ring improves the pin guidance in the socket

Material	Item-No.
Plastic	20S1/E53



# Locking Systems



## Lock Series 300

- max. body weight: 100 kg
- Activity level (walky): 1 to 4 for 30S1 and 30S2
- Activity level (walky): 1 to 3 for 30S3
- Mounting height: 30 mm
- 33 mm with hopper
- suitable for thermoplastic and laminated sockets
- plastic housing is temperature resistant up to 200 °C

The new weight-optimised lock series 300 made of wear-resistant plastic is very suitable for direct lamination or for complete exchange, if you utilise a lamination dummy 30S1/D56 - 30S1/D76. You can attach different lamination discs and socket adapters with 6 screws in the distal end of the socket.



- Clutch-Lock with „EasyClick“ system: optimised pull-in and release mechanism
- Lightweight, weight-optimised construction made of plastic
- multifunctionally applicable
- continuous guide bushing, rotation secured, made of stainless steel
- locking unit completely exchangeable
- easy cleaning and replacing of complete locking unit is possible without dismantling the prostheses
- incl. hopper Ø 66 mm
- incl. special sealing grease 22A100

### Accessories

- for laminating in conjunction with: Lamination Disc, round, -Aluminium- 16A3 / Lamination Disc, angular -Aluminium- 16A5 / Socket Adapter with Adjustment Core und Lamination Anchor -Titanium- 16A10 or 16A30 (please order separately)
- to be exchanged with Lamination Dummy 30S1/D56, D66 and D76
- Please order press button extensions for geriatric patients or big sockets separately
- the housing variants can also be ordered individually under the following item no.: 30S1/E1 for 30S1; 30S2/E1 for 30S2, 30S3/E1 for 30S3

The necessary laminating protection for the locking unit is included in the delivery.



Lock	with Pin	Weight	Item-No.
Clutch- Lock 301	geared	77 g	30S1
Shuttle-Lock 302	rastered	82 g	30S2
Shuttle-Lock 303	plain	80 g	30S3





## Lamination Disc, round or square -Aluminium-

- with lamination dummy 22A13 for sealing
- rotation secured
- for direct lamination please use countersink screws 22A6/M6x14
- with 4 countersink screws 22A5/M6x14 (zinc-plated) for attaching of socket adapters
- and 6 mounting screws 22A4/29x95 for attachment to the lock series 300

Material	Form / Weight	Mounting Height	max. $\uparrow$ kg	Item-No.
Aluminium	Ø 64 mm / 45 g	9 mm	150 kg	16A3
Aluminium	Ø 52 mm / 32 g	9 mm	150 kg	16A5

## Lamination Dummy



- replacement part
- for lamination disc 16A3 and 16A5
- for optimal sealing of the holes and threads without plasticine
- simple and safe handling

Item-No.
22A13

## Mini Lamination Disc -Titanium-



- with adjustment core
- rotation secured, for direct lamination
- with 6 mounting screws 22A4/29x95 for attachment to the lock series 300

Material	Form / Weight	Mounting Height	max. $\uparrow$ kg	Item-No.
Titanium	Ø 47 mm / 48 g	6 mm	75 kg	16A10

## Hopper



- accessory
- suitable for all locks of the lock series 300
- for attaching and clamping

for Lock	Diameter	Item-No.
30S2, 30S3	56 mm	30S1/E56
30S1, 30S2, 30S3	66 mm	30S1/E66
30S1, 30S2, 30S3	76 mm	30S1/E76

# Locking Systems

## Lamination Dummy



- accessory
- for all locks of the lock series 300 with hopper
- available in plastic or aluminum
- with retainer
- for transfer of the lock unit into the socket we recommend our lock unit milling cutter 150P1 with  $\varnothing$  22 mm

for Lock	$\varnothing$ / Material	Item-No.
30S2, 30S3	56 mm / POM	30S1/D56
30S2, 30S3	56 mm / Aluminium	30S1/AD56
30S1, 30S2, 30S3	66 mm / Aluminium	30S1/AD66
30S1, 30S2, 30S3	76 mm / Aluminium	30S1/AD76

## Lamination Dummy for Lock Series 300



- replacement part
- helps during adjustments on the plaster positive
- seals up the lock unit

Application	Item-No.
Clutch-Lock (left-hand thread)	30S1/E6L
Shuttle- and Easy-Lock	30S1/E6



## Lock Series 400

- max. body weight: 125 kg
- Activity level (walky): 1 to 4 for 40S1 and 40S2
- Activity level (walky): 1 to 3 for 40S3
- mounting height: approx. 33 mm
- suitable for thermoplastic and laminated sockets
- Aluminium housing

Due to the large socket adapter, series 400 is especially suitable for AK- and BK- residual limbs with very large distal circumference. The housing, made of a high quality aluminium alloy, is distally fitted with an adjustment core for a compact construction.



- Clutch-Lock with „EasyClick“ system: optimised pull-in and release mechanism
- with socket adapter 10A21/S for laminating into the socket
- with lamination dummy 22A9
- with distal adjustment core
- easy cleaning and replacing of complete locking unit
- incl. special sealing grease 22A100
- Please order press button extensions for geriatric patients or big sockets separately

The necessary laminating protection for the locking unit is included in the delivery.

Lock	with Pin	Weight	Item-No.
Clutch-Lock 401	geared	158 g	40S1
Shuttle-Lock 402	rastered	147 g	40S2
Shuttle-Lock 403	plain	136 g	40S3



# Locking Systems



## Lock Series 500

- max. body weight: 125 kg
- Activity level (walky): 1 to 4
- mounting height: approx. 37 mm
- suitable for thermoplastic and laminated sockets
- Aluminium housing

The advantage of the lock series 500 is the time-saving manufacturing of thermoplastic sockets. Through the simple construction the housing will be completely enclosed by the socket material. The integrated cutting protection allows a fast and safe uncovering of the adjustment core.

- Clutch-Lock with „EasyClick“ system: optimised pull-in and release mechanism
- Housing with pull-in channel
- continuous guide bushing made of stainless steel
- easy cleaning and replacing of complete locking unit is possible without dismantling the prostheses
- incl. special sealing grease 22A100
- Please order press button extensions for geriatric patients or big sockets separately

The necessary laminating protection for the locking unit is included in the delivery.

Lock	with Pin	Weight	Item-No.
Clutch-Lock 501	geared	170 g	50S1
Shuttle-Lock 502	rastered	162 g	50S2





## Lamination Dummy for Lock Series 500

- accessory
- for deep-drawing or lamination

Application	Item-No.
Clutch-Lock (left-hand thread)	50S1/E5L
Shuttle-Lock and Easy-Lock	50S1/E5



## Spare Pin for Shuttle Lock 60S2

Length	Item-No.
270 mm	60S2/E270
650 mm	60S2/E650



## Vacuum Lock 30S4

- effective height: 25 mm
- offers a high level of safety and comfort
- special muffler reduces noise
- suitable for thermoplastic and laminated sockets
- heat resistant plastic up to 200 °C
- no elongation in the socket
- exactly adjustable regulation of the valve
- incl. lamination dummy 30S4/E6 (separately available) and o-ring set 30S4/E9 (separately available as spare part set)

Weight	max. ⚖️ kg	Item-No.
75 g	150 kg	30S4



## Dummy for Vacuum-Lock 30S4

This dummy is especially made for the production of check sockets with Vacuum-Lock-System 30S4. The dummy allows for the application of all liner sizes and kinds of liners and is reusable.

- sealing ring included
- with fastener
- and spare sealing ring

Material	Diameter	Item-No.
Aluminium	50 mm	30S4/AD50

# Locking Systems



## Vacuum-Valve

- for lock series 100, 150, 300 and 500
- low maintenance valve due to filter screen
- vacuum can be regulated precisely
- compatible to nearly all streifeneder pin lock-systems
- quick and easy installation and retrofitting without any special tools
- special muffler reduces noise

Thread	Item-No.
Left	10S4/L
Right	10S4/R



## Sealing Disc

- for sealing kit, to seal the lock series 300

Material	Weight	Item-No.
silicone	10 g	30S4/D



## Sealing Plunger, Series 500

- for sealing kit, to seal the lock series 500
- o-ring set 30S4/E8 available as spare part set (PU = 10 pcs.)

Material	Weight	Item-No.
POM black	30 g	50S4/P



## Sealing Plunger, Series 300

- for sealing kit, to seal the lock series 300 in combination with 16A10 and 16A30
- o-ring set 30S4/E8 available as spare part set (PU = 10 pcs.)

Material	Weight	Item-No.
POM black	24 g	30S4/P



## Silencer

- for vacuum valve 10S4/L and 10S4/R

Sales unit	Item-No.
1 pcs	10S4/E6



## O-Ring


- for vacuum valve 10S4/L and 10S4/R
- separately available or as set

Sales unit	Item-No.
1 pcs	10S4/E7



## Replacement Lock Unit

- for locking systems
- complete
- for simple exchange

Application	for Pin	Item-No.
Clutch-Lock	geared	10S1/E2
Shuttle-Lock	rastered	10S2/E2
Easy-Lock	plain	10S3/E2
 Shuttle-Lock – water proof	rastered	10S2/WE2



- accessory
- gold anodized
- suitable for all clutch-lock locking systems

Application	Material	Item-No.
Clutch-Lock	Aluminium	10S1/E21



## Clutch Lock Block Unit, lockable

- through pressing and smooth distortion of the press button the lock unit is permanently blocked
- thus the patient can use both hands for taking off the prostheses
- the re-engineered lock mechanism allows an easy deblocking of the pin under load
- suitable for all clutch lock housings
- replace present lock unit with the blockable one

Application	for Pin	Item-No.
Clutch-Lock	geared	10S1/E2V



# Locking Systems



## Integrated Patient Key

- for clutch lock
- directly drawing in through the ring is possible

Item-No.
10S1/40



## Push Button Extension

- suitable for all lock types
- for geriatric patients or big socket diameters
- big button with finger dent
- easy reduction, finger dent remains in place

Material	Length	Diameter	Item-No.
Plastic	45 mm	21 mm	10S1/45



## Push Button Extension

- suitable for all lock types
- for geriatric patients or big socket diameters
- pre-grooved button extension eases cutting
- turn button helps to pull the PIN-Liner into the socket

Material	Length	Diameter	Item-No.
Aluminium	70 mm	16 mm	10S1/70



## Push Button Extension extra long

- suitable for all lock types
- extra long extension

Material	Length	Diameter	Item-No.
Aluminium	85 mm	16 mm	10S1/85



## Push Button Extension with slot

- suitable for all lock types
- pre-grooved button extension eases cutting

Material	Length	Diameter	Item-No.
Aluminium	50 mm	13 mm	10S1/50



## Patient Key

- accessory
- for readjustment of a clutch-lock-locking unit
- for installation of the liner pin
- suitable for all lamination dummies of the lock

Material	Item-No.
Stainless Steel	10S1/E4



## Replacement Lock Washer

- for all easy-lock systems
- including spring
- for exchange inside the lock body

Item-No.
10S3/E



## Service-Set for Easy Locks 10S3, 15S3, 30S3, 50S3

- for easy-locks
- components: guide bushing, closing lid

Item-No.
10S3/E30



## Easy-Lock Pin -with Drill Hole-

- usable especially for lock system 10S3 and 15S3
- for direct screwing into the liners' distal connection
- drawstring as a pulling in aid for more voluminous residual limbs
- cord (8S1/E200) not included in scope of delivery

Length	Item-No.
50 mm	10S3/E450

# Locking Systems



## Replacement Pin

- accessory
- for lock systems
- for direct screwing into the liners' distal connection
- comes in various lengths

Length	for	Pin type	Item-No.
35 mm	Clutch-Lock	geared pin	10S1/E335
50 mm	Clutch-Lock	geared pin	10S1/E350
65 mm	Clutch-Lock	geared pin	10S1/E365
85 mm	Clutch-Lock	geared pin - long	10S1/E385
35 mm	Shuttle-Lock	rastered pin	10S2/E335
50 mm	Shuttle-Lock	rastered pin	10S2/E350
65 mm	Shuttle-Lock	rastered pin	10S2/E365
35 mm	Easy-Lock	plain pin	10S3/E335
50 mm	Easy-Lock	plain pin	10S3/E350
65 mm	Easy-Lock	plain pin	10S3/E365



## Pin Cover

Item-No.
22A11



## Cord Locking System

- for deep-drawing sockets
- installation height: 26 mm
- very light construction
- easy to put on
- very suitable for geriatric and insecure patients
- with plastic cover for external socket fixation
- with latching clamp
- weight: 24 g

Mounting Height	Item-No.
26 mm	8S1



## Lanyard with Liner Connection Screw

- for lanyard lock 8S1
- easy pulling into the socket

Item-No.
----------

8S1/E2
--------



## Latching Clamp

- for cord locking 8S1 and 9S1

Item-No.
----------

8S1/E3
--------



## Lanyard

- for lanyard lock 8S1

PU = 5 m

Item-No.
----------

8S1/E200
----------



## Winding Button Set

- for lanyard lock 8S1
- complete winding button
- one-handed fixation of laces

PU = 1 set

Item-No.
----------

8S1/E5
--------



## Lock Unit Milling Cutter

- accessory
- for milling of the push button if you utilise a lamination dummy of the series 300

Diameter
----------

22 mm
-------

Item-No.
----------

150P1
-------

# Locking Systems



## Socket Head Spanner

- accessory
- for exchange of the lock mechanisms of the lock systems
- with span 16 mm
- with handle

Length	Spanner size	Item-No.
200 mm	16 mm	173P15/16



## Mounting Key

- accessory
- for the exchange of the easy-lock lock washer

Item-No.
10S300



## High Performance Maintenance Spray

- accessory
- recommendable for all lock systems
- full-synthetic lubricant, no bonding or resinating of surfaces
- abrasion reducing
- cleaning
- protective against corrosion
- suppresses dampness



Content	Item-No.
500 ml	117P22



## Sealing Grease (Stick Wax)

### Material

- stick wax
- colour: yellowish

### Application

- for tight sealing during the lamination process of locking systems

### Characteristics

- sticky
- highly temperature resistant


PU = 1 tin

Content	Item-No.
5 ml	22A100





## Waterproof components

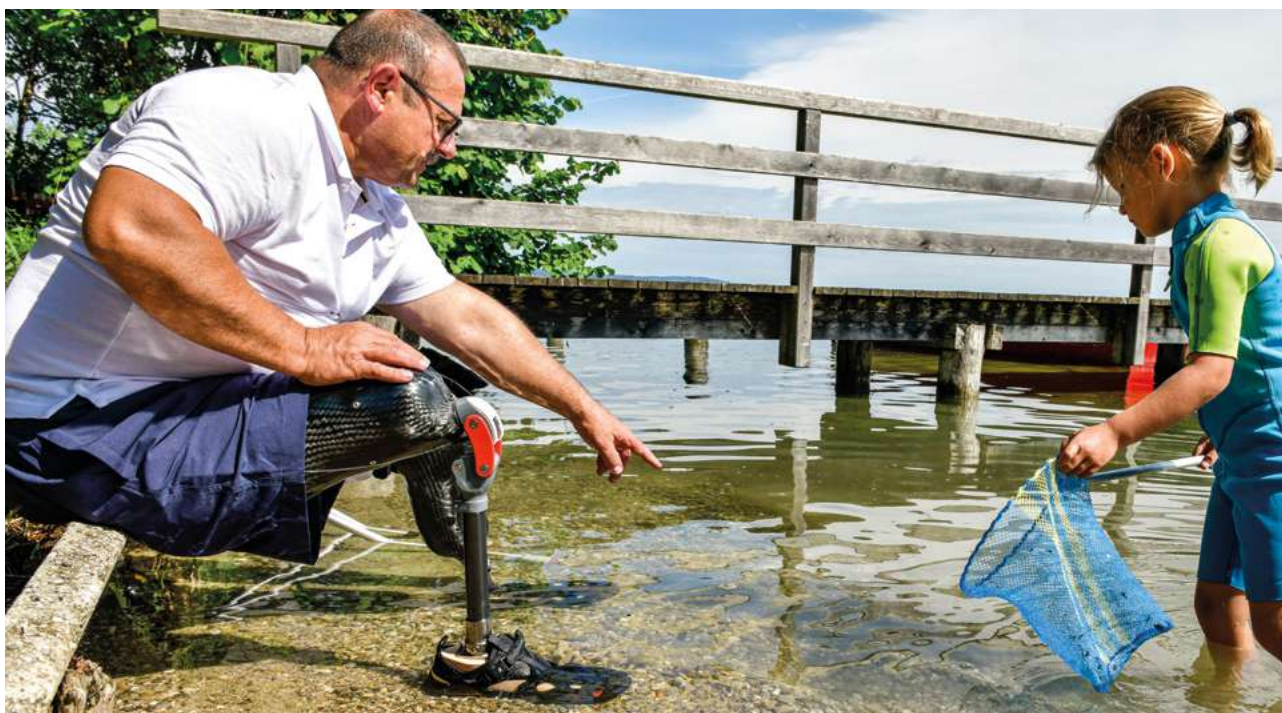




# Waterproof components

## A plus in quality of life and joy

Showering, swimming, bathing - everyday things which are often challenging for people with amputations. Whether it is the risk of falling on damp, slippery floors or the technical requirements that a prosthesis for wet areas must meet. Streifeneder ortho.production has developed a generous portfolio of waterproof components with which a high quality prosthesis for the lower extremity can be manufactured. From socket to foot, every component is suitable for fresh, salt or even chlorinated water and is manufactured in an excellent quality that gives the user the best possible safety in these areas. The individual structural parts are designed in such a way that the water flows in and out of the prosthesis without any problems. This means that there is no additional weight due to remaining water in the prosthesis, nor is there any unpleasant buoyancy. Discover the new possibilities together with your patients for more flexibility and joy of life!



\*After each use in salt or chlorinated water, the prosthesis must be rinsed thoroughly with fresh water. In addition, the prosthesis should be dried after rinsing.

# The special features in detail



## Mobility and safety through water drains

Special drainage channels efficiently drain off liquid and prevent buoyancy and weight change – ensuring the prosthesis remains light and mobile whether in or out of the water.



## Absolutely reliable: Titanium

The robust structural parts made of titanium provide high strength and durability while remaining extremely lightweight.



## Stainless of course

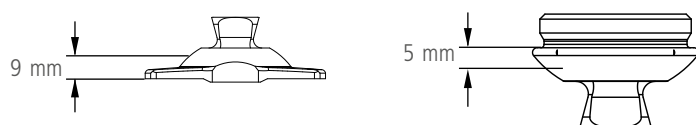
Neither chlorine nor salt water can harm the materials used.\* The corrosive resistance of the components was extensively tested during the development.

# System height at a glance

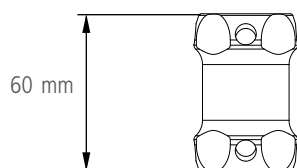
To determine the effective system height of a prosthesis, Streifeneder ortho.production GmbH has developed a simple system to help the orthopaedic technician. For this purpose, the corresponding mounting height for each individual component can be seen below.

To make the system as simple as possible, the mounting height of the majority of components is identical to the visible height when installed. Components with a tube support are excepted from this rule. Here the mounting height corresponds to the visible height minus the immersion depth of the tube.

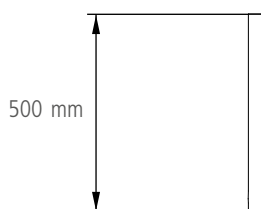
If a component with a pyramid connection is immersed in an adapter, the mounting height is calculated up to the visible center of the dome.



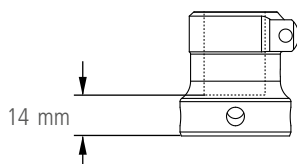
For components with an adjustment core support, the total height counts as the mounting height, as the component is completely visible when installed.



A tube is always included in the calculation with its total length as mounting height.



In the case of a Tube Clamp Adapter with a tube support, the mounting height is the total height of the adapter minus the penetration depth of the tube.



The addition of the individual mounting heights results in the system height of the prosthesis (as shown in the example on the next page).



=====  
**Total Height: 633 mm**





# Waterproof components



## 3A900 KINEGEN.wave Polycentric Knee Joint with Lock



- with lock for maximum stance phase stability
- lock may be deactivated for more mobile users
- stepless variable adjustment of the extension- and flexion resistance for a natural gait pattern
- extension support using an integrated extension assist spring
- mechanical stance phase safety provided by polycentric technology
- shortened leg during swing phase by polycentric knee joint construction
- waterproof

### Technical Data:

- max. body weight: 125 kg
- activity level (walky): 1 to 2
- proximal connection: adjustment core
- distal connection: tube clamp Ø 30 mm
- knee flexion angle: 145°
- height: 165 mm
- effective height: 108 mm
- effective proximal height: 25 mm
- effective distal height: 83 mm



Material	Weight	Item-No.
Aluminium/Stainless Steel	715 g	3A900



## 3A900/1 KINEGEN.wave Polycentric Knee Joint with Lock



- with lock for maximum stance phase stability
- lock may be deactivated for more mobile users
- stepless variable adjustment of the extension- and flexion resistance for a natural gait pattern
- extension support using an integrated extension assist spring
- mechanical stance phase safety provided by polycentric technology
- shortened leg during swing phase by polycentric knee joint construction
- waterproof
- for knee disarticulation

### Technical Data

- max. body weight: 125 kg
- activity level (walky): 1 to 2
- proximal connection: M36 thread
- distal connection: tube clamp Ø 30 mm
- knee flexion angle: 145°
- total height: 157 mm
- effective height: 99 mm
- effective proximal height: 16 mm
- effective distal height: 83 mm



Material	Weight	Item-No.
Aluminium/Stainless Steel	700 g	3A900/1

 Please order the 3- or 4-arm shaft adapter 10A21/10A25 separately.

# Waterproof components



## Harder extension spring for 3A900 KINEGEN.wave



Item-No.
3A900/E1



## Active.valve TT, waterproof

### Active.valve TT, waterproof

- Transtibial exhaust valve
- can be used for thermoplastic and laminated
- securing of the prosthesis via negative pressure in the socket
- pressure compensation via large push button
- very light, low installation height and easy assembly
- fully assembled on delivery
- only in combination with ContexGel.Knee Sleeve and silicone or polymer gel liner without distal connection
- including lamination dummy



Material	Weight	Item-No.
Aluminium	5 g	6P50/W



## Shuttle-Lock 15S2/W

- no body weight restriction because the lock is not a weight bearing component
- Activity level (walky): 1 to 4
- mounting height: approx. 23 mm
- suitable for thermoplastic and laminated sockets
- Aluminium housing

The Shuttle lock 15S2/W is characterised by its very small design and a high-strength aluminium housing. Suitable for fresh, salt or even chlorinated water and is manufactured in an excellent quality. The aluminium housing can be removed from the deep-drawing socket and used for the laminating socket. Processing is carried out using common deep-drawing or laminating methods.

- water proof
- very fl at construction
- twist-proof pin guide made of stainless steel
- locking unit completely exchangeable
- with lamination dummy 10S1/E6
- incl. special sealing grease 22A100

please order press button extensions for geriatric patients or big sockets separately



Lock	with Pin	Weight	Item-No.
Shuttle-Lock 15S2/W	rastered	90 g	15S2/W


# Waterproof components



## Shuttle Lock replacement lock unit

- Replacement lock unit 10S2/WE2 for Shuttle Lock waterproof 15S2/W
- complete
- for simple exchange

For use in salt or chlorinated water, the lock unit is made of corrosion-resistant materials.

Application	for Pin	Item-No.
 Shuttle-Lock – water proof	rastered	10S2/WE2

## Shuttle-Lock Replacement Pin



- accessory
- for lock systems
- for direct screwing into the liners' distal connection
- comes in various lengths

Length	for	Pin type	Item-No.
35 mm	Clutch-Lock	geared pin	10S1/E335
50 mm	Clutch-Lock	geared pin	10S1/E350
65 mm	Clutch-Lock	geared pin	10S1/E365
85 mm	Clutch-Lock	geared pin - long	10S1/E385
35 mm	Shuttle-Lock	rastered pin	10S2/E335
50 mm	Shuttle-Lock	rastered pin	10S2/E350
65 mm	Shuttle-Lock	rastered pin	10S2/E365
35 mm	Easy-Lock	plain pin	10S3/E335
50 mm	Easy-Lock	plain pin	10S3/E350
65 mm	Easy-Lock	plain pin	10S3/E365



## Lamination Disc, round or square -Aluminium-

- with lamination dummy 22A13 for sealing
- rotation secured
- for direct lamination please use countersink screws 22A6/M6x14
- with 4 countersink screws 22A5/M6x14 (zinc-plated) for attaching of socket adapters
- and 6 mounting screws 22A4/29x95 for attachment to the lock series 300

Material	Form / Weight	Mounting Height	max. $\uparrow$ kg	Item-No.
 Aluminium	Ø 64 mm / 45 g	9 mm	150 kg	16A3
 Aluminium	Ø 52 mm / 32 g	9 mm	150 kg	16A5



# Waterproof components



## Socket Adapter -Stainless Steel-

- with M36 inner thread
- for combination with rotatable adapters 10A22, 10A23
- for direct lamination to the femoral socket
- infinitely variable rotation adjustment
- including socket cap screw 22A2/5x30

Material	Weight	Mounting Height	max. ↑ kg	Item-No.
Stainless Steel	107 g	8 mm	125 kg	10A21/S

 Please order our lamination dummy 22A9 separately!



## Socket Adapter

- with adjustment core
- to be directly laminated in for transtibial prostheses
- extra wide notch
- with adjustment hole  $\varnothing$  8.5 mm
- with lamination dummy 22A8

Material	Weight	Mounting Height	max. ↑ kg	Item-No.
Titanium	69 g	14 mm	175 kg	10A3/T



## Socket Adapter

- with adjustment core
- with adjustment hole  $\varnothing$  8.5 mm
- for connection of different modular parts or distal socket ends

Material	Weight	Mounting Height	max. ↑ kg	Item-No.
Titanium	50 g	8 mm	175 kg	10A90/T



## Socket Adapter, rotatable

- with adjustment core support
- with 4 adjustment screws 22A4/8x12 and 2 adjustment screws 22A4/8x16
- for connection of different modular parts or distal socket ends
- additional rotation adjustment (raster)

Material	Weight	Mounting Height	max. ↑ kg	Item-No.
Titanium	76 g	18 mm	175 kg	10A95/T

# Waterproof components



## Socket Adapter, rotatable

- with 4 adjustment screws 22A4/8x12 and 2 adjustment screws 22A4/8x16
- with M36 external thread
- for combination with M36 inner thread

Material	Weight	Mounting Height	max. ↑ kg	Item-No.
 Titanium	53 g	13 mm	175 kg	10A22/T



## Socket Adapter, rotatable

- with adjustment core
- with M36 external thread
- with adjustment hole Ø 8.5 mm
- socket Adapter with M36 internal thread

Material	Weight	Mounting Height	max. ↑ kg	Item-No.
 Titanium	38 g	5 mm	175 kg	10A23/T



## Double Adapter -Titanium-

- with adjustment core support on both sides
- distal and proximal each with 4 adjustment screws 22A2/M8x12 and 2 adjusting screw 22A4/8x16
- for connection between two adjustment cores

Material	Weight	Mounting Height	max. ↑ kg	Item-No.
 Titanium	89 g	32 mm	125 kg	10A50/T32
 Titanium	104 g	45 mm	125 kg	10A50/T45
 Titanium	120 g	60 mm	125 kg	10A50/T60
 Titanium	135 g	75 mm	125 kg	10A50/T75



## Tube Clamp Adapter, Ø 30 mm

- total height: 47 mm
- for tubes of Ø 30 mm
- with adjustment core support
- with 4 adjustment screws 22A4/8x12 and 2 adjustment screws 22A4/8x16

Material	Weight	Mounting Height	max. ↑ kg	Item-No.
 Titanium	82 g	14 mm	175 kg	11A17/T

# Waterproof components



## Tube Adapter -Titanium-, Ø 30 mm

- with light metal alloy tube Ø 30 x 2.5 mm
- with adjustment core support
- with 4 adjustment screws 22A4/8x12 and 2 adjustment screws 22A4/8x16



	Material	Weight	Mounting Height	max. ↑ kg	Item-No.
	Aluminium/ Titanium	200 g	min. 78 mm max. 214 mm	175 kg*	15A4/T225
	Aluminium/ Titanium	315 g	min. 78 mm max. 414 mm	175 kg*	15A4/T445

\*only for activity level 1 to 3, 150 kg for all activity levels

## SACH Foot Adapter -Titanium-

- complete with bolted connection



	Weight	Thread	Mounting Height	max. ↑ kg	Item-No.
	110 g	M10	9 mm	175 kg	16A6/M10

# Waterproof components



## SACH Foot for Bathing



- max. body weight: 100 kg
- activity level (walky): 1 to 2
- heel height: 10 mm ± 2 mm
- suitable for bathing/swimming prostheses
- foot made of PUR with waterproof coating of wooden surface
- core made of alder wood with bushing
- and pressure-cast heel wedge
- heel is flat-convex

Size/Weight	Side	Thread	Hight	Item-No.
22 cm / 310 g	left	M10	70 mm	30A6/22L
22 cm / 310 g	right	M10	70 mm	30A6/22R
23 cm / 370 g	left	M10	70 mm	30A6/23L
23 cm / 370 g	right	M10	70 mm	30A6/23R
24 cm / 420 g	left	M10	70 mm	30A6/24L
24 cm / 420 g	right	M10	70 mm	30A6/24R
25 cm / 450 g	left	M10	75 mm	30A6/25L
25 cm / 450 g	right	M10	75 mm	30A6/25R
26 cm / 500 g	left	M10	75 mm	30A6/26L
26 cm / 500 g	right	M10	75 mm	30A6/26R
27 cm / 540 g	left	M10	75 mm	30A6/27L
27 cm / 540 g	right	M10	75 mm	30A6/27R
28 cm / 620 g	left	M10	80 mm	30A6/28L
28 cm / 620 g	right	M10	80 mm	30A6/28R
29 cm / 650 g	left	M10	85 mm	30A6/29L
29 cm / 650 g	right	M10	85 mm	30A6/29R

# Waterproof components



## SACH-Foot for Men with ultra-reinforced technical polymer core



- max. patient weight: 100 kg
- activity level (walky): 1 to 2
- with split toe, with ultra-reinforced technical polymer core
- foot made of polyurethane
- flat forefoot with heel for simple alignment
- suitable for bathing/swimming prostheses

Size/Weight	Side	Thread	Height	Item-No.
22 cm / 360 g	left	M10	70 mm	30A30/22L
22 cm / 360 g	right	M10	70 mm	30A30/22R
23 cm / 390 g	left	M10	70 mm	30A30/23L
23 cm / 390 g	right	M10	70 mm	30A30/23R
24 cm / 440 g	left	M10	70 mm	30A30/24L
24 cm / 440 g	right	M10	70 mm	30A30/24R
25 cm / 500 g	left	M10	75 mm	30A30/25L
25 cm / 500 g	right	M10	75 mm	30A30/25R
26 cm / 540 g	left	M10	75 mm	30A30/26L
26 cm / 540 g	right	M10	75 mm	30A30/26R
27 cm / 570 g	left	M10	75 mm	30A30/27L
27 cm / 570 g	right	M10	75 mm	30A30/27R
28 cm / 670 g	left	M10	80 mm	30A30/28L
28 cm / 670 g	right	M10	80 mm	30A30/28R
29 cm / 700 g	left	M10	80 mm	30A30/29L
29 cm / 700 g	right	M10	80 mm	30A30/29R



## SACH-Foot for Men with ultra-reinforced technical polymer core



- max. patient weight: 100 kg
- activity level (walky): 1 to 2
- with ultra-reinforced technical polymer core
- foot made of polyurethane
- flat forefoot with heel for simple alignment
- suitable for bathing/swimming prostheses

Size/Weight	Side	Thread	Height	Item-No.
23 cm / 400 g	left	M10	70 mm	30A31/23L
23 cm / 400 g	right	M10	70 mm	30A31/23R
24 cm / 450 g	left	M10	70 mm	30A31/24L
24 cm / 450 g	right	M10	70 mm	30A31/24R
25 cm / 500 g	left	M10	75 mm	30A31/25L
25 cm / 500 g	right	M10	75 mm	30A31/25R
26 cm / 550 g	left	M10	75 mm	30A31/26L
26 cm / 550 g	right	M10	75 mm	30A31/26R
27 cm / 600 g	left	M10	75 mm	30A31/27L
27 cm / 600 g	right	M10	75 mm	30A31/27R
28 cm / 650 g	left	M10	80 mm	30A31/28L
28 cm / 650 g	right	M10	80 mm	30A31/28R

Accessories



# Accessories

To provide the most natural look of leg prostheses, various types of foam coverings are available. Some of our foam coverings have been pre-moulded in circumference and knee height. Our foam coverings are available and suitable for all of our Knee Joints. They are equipped with drill holes of 30 and 34 mm. We offer different slipover knee-highs to finish a well-adapted cosmetic leg and to achieve a look as natural as possible.

In case of prosthetic feet which require foot adapters, it is very important that the screw shows a particularly high strength. Furthermore, the correct torque has to be observed and the screw connection has to be secured with Loctite if necessary. We offer several types of screws, which match thread and insert well.

The torque wrench is an important tool to reach the required torques, which are an elemental part of quality assurance during the final assembly of a prostheses. Please remember to verify its exactness by regular calibrations, which should be carried out in fixed intervals if possible. We would be pleased to carry out this service for you.



A prosthetic construction also includes valves, which ensure a safe and optimum connection between socket and stump. We offer you various designs within the range of flat and screw valves. Screw valves are integrated into special plastic sockets, which are made of different materials depending on the requirement. Screw valves can be used in a transparent „PET-Check-sockets“ as well as in flexible inner sockets for above-knee prosthesis. They allow the patient to handle the valves in a simple and safe way by means of a valve body that can be screwed in via a flappable handle.





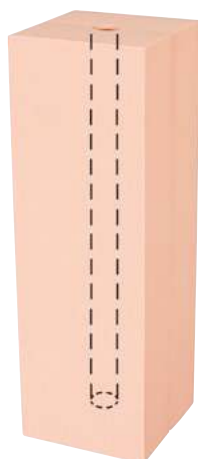




## Cosmetic Soft Foam Cover

- made of PUR soft foam
- for modular trans-tibial and knee-disarticulation prostheses
- not pre-shaped
- colour: peach
- with Ø 30 mm hole
- for left- and right-side application
- please order the adequate nylon stockings 20A19 separately

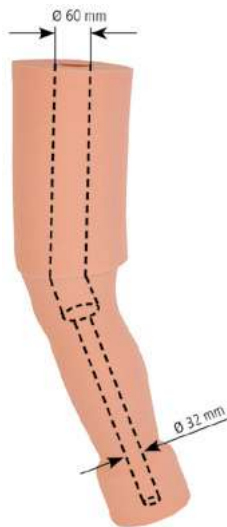
Length	Ø top	Ø bottom	Item-No.
50 cm	18.5 cm	16 cm	60A7



## Cosmetic Soft Foam Cover

- made of PE-foam
- for modular and trans-tibial prostheses
- not pre-shaped
- cuboid
- colour caucasian
- for left- and right-side application
- mouldable at 100 - 130 °C

Length	Width	Depth	Ø hole	Item-No.
50 cm	16 cm	16 cm	30 mm	60A8
50 cm	16 cm	16 cm	34 mm	60A9

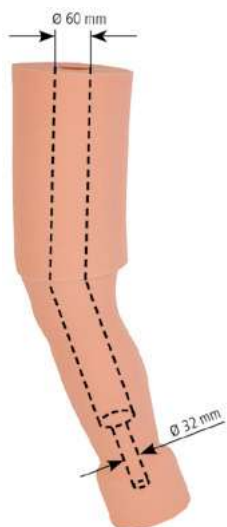


## Cosmetic Soft Foam Cover

- made of PUR soft foam
- with stepped hole (Ø 60 mm / Ø 32 mm)
- for modular trans-femoral and hip-disarticulation prostheses, for universal use
- very distinctive pre-shaped calf
- 30° knee flexion

Colour: caucasian

Side	Knee high	Calf circumference	Item-No.
left	42 cm	36 cm	60A42/36L
right	42 cm	36 cm	60A42/36R
left	42 cm	40 cm	60A42/40L
right	42 cm	40 cm	60A42/40R
left	42 cm	44 cm	60A42/44L
right	42 cm	44 cm	60A42/44R
left	47 cm	36 cm	60A47/36L
right	47 cm	36 cm	60A47/36R
left	47 cm	40 cm	60A47/40L
right	47 cm	40 cm	60A47/40R
left	47 cm	44 cm	60A47/44L
right	47 cm	44 cm	60A47/44R
left	52 cm	36 cm	60A52/36L
right	52 cm	36 cm	60A52/36R
left	52 cm	40 cm	60A52/40L
right	52 cm	40 cm	60A52/40R
left	52 cm	44 cm	60A52/44L
right	52 cm	44 cm	60A52/44R

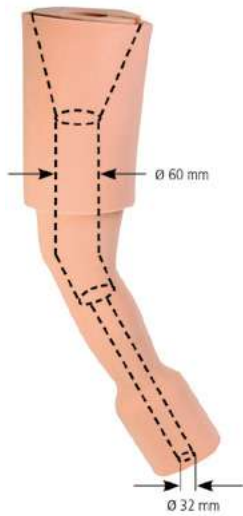


## Cosmetic Soft Foam Cover

- same version like 60A47, but with extra-long stepped hole
- especially for knee joint 3A15 and 3A49

Side	Knee high	Calf circumference	Item-No.
left	47 cm	36 cm	61A47/36L
right	47 cm	36 cm	61A47/36R
left	47 cm	40 cm	61A47/40L
right	47 cm	40 cm	61A47/40R
left	47 cm	44 cm	61A47/44L
right	47 cm	44 cm	61A47/44R

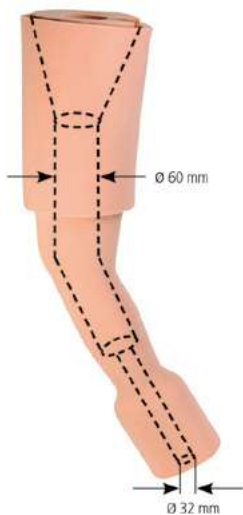
## Cosmetic Soft Foam Cover



- for modular trans-femoral prostheses, for universal use
- 35° knee flexion
- colour: peach
- identical to item 60A42, but with conical pre-drilling
- cosmetic moulded ankle and knee area

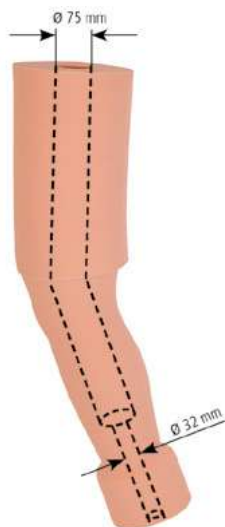
Side	Knee hight	Calf circumference	Item-No.
left	47 cm	36 cm	60A147/36L
right	47 cm	36 cm	60A147/36R
left	47 cm	40 cm	60A147/40L
right	47 cm	40 cm	60A147/40R
left	47 cm	44 cm	60A147/44L
right	47 cm	44 cm	60A147/44R

## Cosmetic Soft Foam Cover



- identical to item 60A147, but with conical extra-long stepped hole
- especially for knee joint KINEGEN.air-active 3A1800

Side	Knee hight	Calf circumference	Item-No.
left	47 cm	36 cm	61A147/36L
right	47 cm	36 cm	61A147/36R
left	47 cm	40 cm	61A147/40L
right	47 cm	40 cm	61A147/40R
left	47 cm	44 cm	61A147/44L
right	47 cm	44 cm	61A147/44R

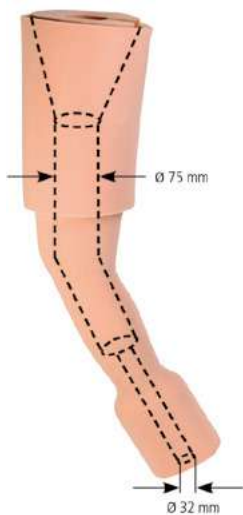


## Cosmetic Soft Foam Cover

- made of PUR soft foam
- for modular trans-femoral prosthesis
- suitable for knee joints KINEGEN.stream 3A2500, 3A2500/4 and 3A2500/3
- 30° knee flexion
- with extra long step bore (Ø 75 mm / Ø 32 mm)

Colour: caucasian

Side	Knee high	Calf circumference	Item-No.
left	52 cm	40 cm	62A52/40L
right	52 cm	40 cm	62A52/40R
left	52 cm	44 cm	62A52/44L
right	52 cm	44 cm	62A52/44R



## Cosmetic Soft Foam Cover

- made of PUR soft foam
- for modular trans-femoral prosthesis
- especially for knee joint KINEGEN.stream 3A2500, 3A2500/4, 3A2500/3
- 30° knee flexion
- with conical pre-drilled hole and extra-long stepped hole
- (Ø 75 mm / Ø 32 mm)

Colour: caucasian

Side	Knee high	Calf circumference	Item-No.
left	52 cm	40 cm	62A152/40L
right	52 cm	40 cm	62A152/40R
left	52 cm	44 cm	62A152/44L
right	52 cm	44 cm	62A152/44R

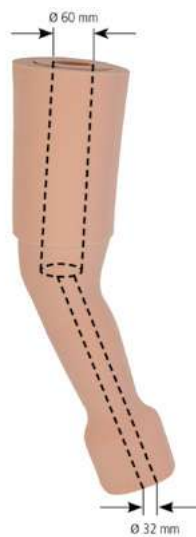


## Cosmetic Soft Foam Cover

- made of PUR soft foam
- with stepped hole (Ø 60 mm / Ø 32 mm)
- for large circumferences, for universal use
- for left- and right-side application
- for modular AK-protheses with large volume, versatile use

Colour: caucasian

Side	Knee hight	Calf circumference	Item-No.
left + right	52 cm	52 cm	65A10

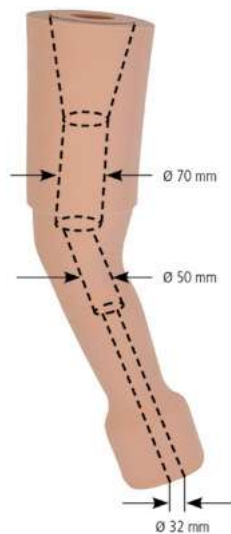


## Cosmetic Soft Foam Cover

- made of PUR soft foam
- for modular trans-femoral prosthesis, universal application
- with stepped hole (Ø 60 mm / Ø 32 mm)

Colour: caucasian

Side	Knee hight	Calf circumference	Item-No.
left	52 cm	44 cm	65A11/44L
right	52 cm	44 cm	65A11/44R

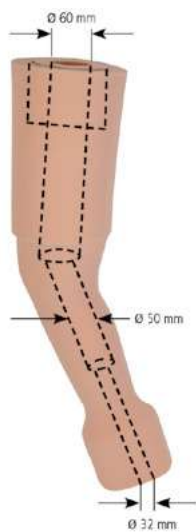


## Cosmetic Soft Foam Cover

- made of PUR soft foam
- with step-hole(Ø 70 mm / Ø 50 mm / Ø 32 mm)
- for modular trans-femoral prosthesis, universal application
- with conical trans-femoral hole

Colour: caucasian

Side	Knee hight	Calf circumference	Item-No.
left	52 cm	40 cm	65A12/40L
right	52 cm	40 cm	65A12/40R
left	52 cm	44 cm	65A12/44L
right	52 cm	44 cm	65A12/44R



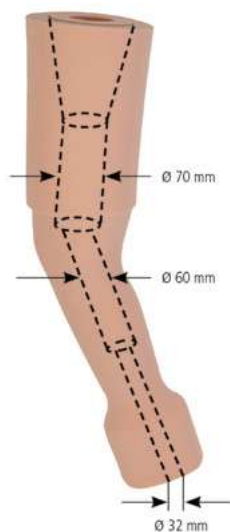
## Cosmetic Soft Foam Cover

- made of PUR soft foam
- with cylindric pre-drilled holes (Ø 60 mm / Ø 50 mm / Ø 32 mm)
- for modular trans-femoral prosthesis, universal application
- with stepped hole (Ø 60 mm / Ø 50 mm / Ø 32 mm)

Colour: caucasian

Side	Knee hight	Calf circumference	Item-No.
left	52 cm	40 cm	65A13/40L
right	52 cm	40 cm	65A13/40R
left	52 cm	44 cm	65A13/44L
right	52 cm	44 cm	65A13/44R

## Cosmetic Soft Foam Cover



- made of PUR soft foam
- for modular trans-femoral prosthesis, universal application
- with conical trans-femoral hole
- with stepped hole ( $\varnothing 70\text{ mm}$  /  $\varnothing 60\text{ mm}$  /  $\varnothing 32\text{ mm}$ )

Colour: caucasian

Side	Knee hight	Calf circumference	Item-No.
left	52 cm	44 cm	65A14/44L
right	52 cm	44 cm	65A14/44R





## Nylon Stockings

- for BK-protheses
- with knitted, elastic cuff
- material: 100 % polyamid (nylon)

PU = 1 pair

Colour: caucasian

Leg length	Foot length	Cuff circ.	Prosthetic foot size	Item-No.
36 cm	20 cm	25 cm	up to 26	20A19/1
41 cm	21 cm	25 cm	from 25	20A19/2
46 cm	21 cm	27 cm	from 25	20A19/3

Colour: dark caucasian

Leg length	Foot length	Cuff circ.	Prosthetic foot size	Item-No.
36 cm	20 cm	25 cm	up to 26	20A19/1C
41 cm	21 cm	25 cm	from 25	20A19/2C
46 cm	21 cm	27 cm	from 25	20A19/3C



## Nylon Cosmetic Stockings

- for modular above knee (AK), knee-disarticulation (KD) and hip-disarticulation (HD) prostheses
- with siliconised topband, stitched on the socking
- material: 100 % polyamid (nylon)

PU = 1 pair

Colour: caucasian

Leg length	Foot length	Cuff circ.	Prosthetic foot size	Item-No.
59 cm	20 cm	36 cm	up to 26	20A17/0
62 cm	20 cm	36 cm	up to 26	20A17/1
66 cm	21 cm	38 cm	from 25	20A17/2
72 cm	21 cm	40 cm	from 25	20A17/3
84 cm	22 cm	40 cm	from 27	20A17/4

Colour dark caucasian

Leg length	Foot length	Cuff circ.	Prosthetic foot size	Item-No.
59 cm	20 cm	36 cm	up to 26	20A17/0C
62 cm	20 cm	36 cm	up to 26	20A17/1C
66 cm	21 cm	38 cm	from 25	20A17/2C
72 cm	21 cm	40 cm	from 25	20A17/3C
84 cm	22 cm	40 cm	from 27	20A17/4C



## Nylon-Connection

- connects the cosmetic soft foam with the above knee (AK) socket
- colour: peach
- with siliconised topband, stitched on the socking
- material: 100 % polyamid (nylon)

PU = 1 piece



Length	Cuff circ.	Item-No.
22 cm	34 cm	20A18/1
22 cm	35 cm	20A18/2
22 cm	36 cm	20A18/3



## Exhaust Valve for BK Amputations Active.valve

- suitable for thermoplastic and laminated BK-sockets
- secures the prosthesis in the socket by vacuum
- pressure equalization by means of large push button
- very light weight, low construction height and simple mounting
- fully assembled upon delivery
- only in connection with knee sleeve ContexGel.Knee Sleeve
- suitable only for silicone- or polymer-gel-liners without distal connection
- including laminating dummy

Material	Weight	Item-No.
Aluminium	5 g	6P50



## Service Parts Kit for 6P50

### Components

- 1 lid
- 1 wave spring
- 1 flat seal Ø 14 mm, transparent, 40 shore A
- 1 flat seal Ø 15 mm, transparent, 40 shore A
- 1 flat seal Ø 15 mm, black, 80 shore A

Weight	Item-No.
5 g	6P50/E13



## Replacement Dummy Set for 6P50

### Components

- 1 dummy
- 1 fixing screw

Weight	Item-No.
1.5 g	6P50/E15



## Screw valve for deep-drawing socket


- for AK-sockets
- due to a specially designed thread a quick and easy fastening and loosening of the valve body is guaranteed
- laterally fixable lever via elastomer
- easy to handle because of a large surface of the push button
- incl. deep-drawing dummy

### Accessories

(please order separately):

- 2 two-hole keys 6P22 are needed for tightening the upper and lower screw ring

Material	Item-No.
Aluminium	6P20/T

 The screw valve 6P20/T is to apply solely for fittings of AK-sockets and only with vacuum forming techniques.



## Screw Valve for Lamination Technique

- for AK-sockets
- due to a specially designed thread a quick and easy fastening and loosening of the valve body is guaranteed
- laterally fixable lever via elastomer
- easy to handle because of a large surface of the push button
- incl. lamination dummy

Material	Item-No.
Aluminium	6P25/L

 The screw valve 6P25/L is to apply solely for fittings of AK-sockets and only with lamination techniques.



## Valve Body for Screw Valves

- for items 6P20/T and 6P25/L

Material	Item-No.
Aluminium	6P20/TE2



## Two Hole Key

- for Screw Valve 6P20/T

Item-No.
6P22



## Flat Rubber Valve -Automatic-

- with seat ring, automatic air outlet and thumb flap, Ø 40 mm

Designation	Item-No.
Flat Rubber Valve	6P36
Replacement valve core for 6P36	6P30



## Flat Rubber Valve -Plastic Pin-

- with seat ring, tapered valve pin made of plastic and thumb flap,
- Ø 40 mm

Designation	Item-No.
Flat Rubber Valve	6P38
Replacement valve core for 6P38	6P32



## Flat Rubber Valve -Stainless Steel Pin-

- with seat ring, tapered valve pin made of stainl. steel and thumb flap,
- Ø 40 mm

Designation	Item-No.
Flat Rubber Valve	6P27



## Tube With Seat Ring

- for valves with outer Ø 40 mm

Ø Inside x Ø Outside	Item-No.
24 x 28 mm	28A1



## Seat Ring

- for items 6P27, 6P34, 6P36 and 6P38


Diameter	Item-No.
40 mm	6P29



## Valve Body for Flat Rubber Valves

- for items 6P27, 6P36 and 6P38

Diameter	Item-No.
Outside 35 mm / Inside 25 mm	6P39



## Rubber Valve with Seat Ring

- with thumb flap

Diameter	Item-No.
40 mm	6P34



## Rubber Housing

- replacement for flat rubber valve 6P36 and 6P38, with thumb flap

Diameter	Item-No.
40 mm	6P35



## Storing Bag for Prostheses made of PE (LD-PE)

- made of PE (LD-PE)
- PU = 10 pieces

Length x width	Colour	Item-No.
120 x 40 cm	blue	164P25



## Carrying Bag for Prostheses made of Cotton

- for AK-prostheses
- wear-resistant
- made of cotton
- with adjustable shoulder belt
- with inner pocket and handle belt
- PU = 1 piece

Length x width	Colour	Item-No.
110 x 34 cm	blue	164P11



## Nylon-Carrying Bag for Prostheses

- for AK-prostheses
- wear-resistant nylon
- with adjustable shoulder belt
- with handle belt
- PU = 1 piece

Length x width	Colour	Item-No.
110 x 42 cm	black	164P11/N



## Nylon-Carrying Bag for Prostheses

- for BK-prostheses
- wear-resistant nylon
- with adjustable shoulder belt
- with handle belt
- PU = 1 piece

Length x width	Colour	Item-No.
75 x 38 cm	black	164P11/K



## Above-Knee Socket

- uncoped, poplar wood
- circ. = stump circumference

Size	Circumference	Dimensions D x W x H	Item-No.
1	35 – 49 cm	215 x 190 x 365 mm	5P6/1
2	44 – 57 cm	220 x 215 x 365 mm	5P6/2
3	47 – 60 cm	240 x 210 x 365 mm	5P6/3



## Clamp for Webbing Strap

- oval, stainless steel, stainless nickel-plated, for 35 mm limiting strap 55T8/35W

Item-No.
4P11



## Lateral Belt Retainer Plate with Screw

### Material

- steel
- nickel-plated

### Application

- for attachment of so-called „Schlesier's bandage“ at the lateral socket wall of above knee prostheses

### Characteristics

- trochanter plate with three drill-holes for direct attachment to the lateral socket wall

PU = 1 piece

Heel height	Ø Base plate	Item-No.
8 mm	35 mm	8P14





## Lamination Disk

### Material

- stainless steel

### Application

- to anchor in silicone (HTV), Prepreg and laminating resins

### Characteristics

- with 3 slots
- corrosion-resistant

PU = 1 piece

Thread x Head diameter x Length	Item-No.
M4 x 15 x 4.8 mm	34P9



## Socket Cap Screw

Material	Dimensions	Weight	Item-No.
Steel zinc-plated	M4 x 15 mm	2.4 g	22A2/M4x15
Steel 12.9 black	M4 x 22 mm	3.0 g	22A2/M4x22
Steel 10.9 zinc-plated	M5 x 10 mm	3.0 g	22A2/M5x10
Stainless Steel	M5 x 14 mm	3.2 g	22A2/5x14
Steel zinc-plated	M5 x 14 mm	3.2 g	22A2/M5x14
Steel 12.9 black	M5 x 20 mm	4.0 g	22A2/M5x20
Stainless Steel	M5 x 30 mm	5.4 g	22A2/5x30
Steel 12.9 black	M5 x 30 mm	5.4 g	22A2/M5x30
Steel zinc-plated	M6 x 8 mm	4.2 g	22A2/M6x8
Steel 12.9 black	M6 x 10 mm	5.0 g	22A2/M6x10
Steel zinc-plated	M6 x 16 mm	5.2 g	22A2/M6x16
Steel zinc-plated	M6 x 30 mm	7.9 g	22A2/M6x30
Steel 12.9 zinc-plated	M6 x 35 mm	8.5 g	22A2/M6x35
Titanium	M6 x 50 mm	8 g	16A60/M6
Steel 12.9 zinc-plated	M8 x 60 mm	24 g	16A22/M8
Titanium	M8 x 60 mm	18 g	16A60/M8
Titanium	M8 x 85 mm	25 g	22A3/8x85
Steel 12.9 zinc-plated	M8 x 90 mm	27 g	22A2/M8
Steel 12.9 zinc-plated	M10 x 60 mm	44 g	16A22/M10
Titanium	M10 x 60 mm	24 g	16A60/M10
Titanium	M10 x 90 mm	35 g	22A3/10x90
Steel 12.9 zinc-plated	M10 x 90 mm	55 g	22A2/M10



## Socket Cap Screw

Material	Dimensions	Weight	Item-No.
Steel	M6 x 8 mm	4.0 g	22A3/M6x8



## Washer, steel

Thread	Ø Dimensions	Weight	Item-No.
M8	18 x 2 mm	2.8 g	16A7/M8U
M10	22 x 2.5 mm	5.2 g	16A7/M10U



## Lock Washer, steel

Thread	Ø Dimensions	Weight	Item-No.
M8	15 mm	0.7 g	16A8/M8F
M10	18 mm	1.2 g	16A8/M10F



## Countersunk Screw

Material	Dimensions	Weight	Item-No.
Steel 10.9 zinc-plated	M5 x 16 mm	3.8 g	22A5/M5x16
Steel zinc-plated	M6 x 10 mm	3.0 g	22A5/M6x10
Steel 10.9 zinc-plated	M6 x 12 mm	3.4 g	22A5/M6x12
Steel 10.9 zinc-plated	M6 x 14 mm	3.6 g	22A5/M6x14
Steel 12.9 black	M6 x 20 mm	4.3 g	22A5/M6x20
Steel 12.9 zinc-plated	M6 x 25 mm	5.0 g	22A5/M6x25
Steel	M6 x 35 mm	7.0 g	22A5/M6x35
Steel 10.9	M6 x 40 mm	8.0 g	22A5/M6x40
Steel 10.9	M6 x 14 mm	3.5 g	22A6/M5x14
Steel 10.9	M6 x 16 mm	5.5 g	22A6/M6x14
Steel 10.9 zinc-plated	M6 x 14 mm	4.0 g	22A6/M6x16



## Adjustment Set Screw/Hexagon Threaded Pin

Material	Dimensions	Weight	Item-No.
Steel black	M5 x 8 mm	2.0 g	22A2/M5x8
Steel zinc-plated	M6 x 12 mm	2.4 g	22A2/M6x12
Stainless Steel	M8 x 12 mm	2.9 g	22A4/8x12
Steel black	M8 x 12 mm	2.9 g	22A1/M8x12
Steel zinc-plated	M8 x 12 mm	2.9 g	22A2/M8x12
Steel zinc-plated	M8 x 14 mm	3.0 g	22A2/M8x14
Stainless Steel	M8 x 16 mm	3.2 g	22A4/8x16
Steel black	M8 x 16 mm	3.2 g	22A1/M8x16
Steel zinc-plated	M8 x 16 mm	3.2 g	22A2/M8x16



## Rounded Head Screw



Material	Dimensions	Weight	Item-No.
Steel zinc-plated	M2,9 x 9.5 mm	1.5 g	22A4/29x95
Steel zinc-plated	M2,9 x 13 mm	1.8 g	22A4/29x13

# Little ABC's of Orthopaedics

- A** **Abdomen** – area of the body between chest and pelvis  
**Abdominal** – relating to the abdomen  
**Abduction** – movement of a body part away from the midline of the body  
**Acetabulum** – concave pelvic component of the hip joint receiving the femoral head  
**Adduction** – movement of a body part towards the midline of the body  
**Alternating** – exchanging, altering  
**Amelia** – complete absence of one or several extremities  
**Anatomy** – science of structure of organisms  
**Anesthesia** – loss of feeling or sensation/narcosis  
**Anterior** – front  
**Anteversion** – forward tilt of a body part  
**Antivarus** – against varus malalignment  
**Aponeurosis** – a fibrous sheet of tissue by which certain muscles are attached to bones  
**Articulation, articulating** – a joint, concerning a joint  
**Atrophy, to atrophy** – shrinkage, wastage of biological tissue (e. g. muscle atrophy)  
**Axilla, axillary** – the armpit, relating to the armpit
- B** **Bandage, to bandage** – wrapping, dressing; sense of: elastic support, applying bandages, taping  
**Biceps** – two headed (e. g. biceps muscle)  
**Bow-leg** – varus malalignment of the longitudinal axis of the leg
- C** **Calcaneus** – heel bone  
**Capsular** – retaining to an articular capsule  
**Catalyser** – chemical agent causing a chemical reaction (e. g. hardening powder, -paste)  
**Caudal** – towards the tail, below, backside  
**Cerebrum, cerebral** – the major part of the brain, occupying the upper part of the cranium, pertaining to the cerebrum  
**Cervical (cervical-region)** – pertaining to the neck area  
**Chronic** – long term (disease; opposite of acute)  
**Condyle, condylar** – joint head, pertaining to the joint head  
**Congruence, congruent** – match, matching, identical  
**Concave** – hollow, curved inwards  
**Conservative** – conciliatory, maintaining, in the sense of non-surgical  
**Constitution** – physical shape  
**Contraction, to contract** – tightening, shortening of soft tissue with joint malposition  
**Contralateral** – reciprocal, located on the other side of the body  
**Contusion** – bruise  
**Convex** – curved to the front or outside

# Little ABC's of Orthopaedics

**C** Claw foot – flexion contraction of the toes

Cranial – head, above

Cyst – abnormal, closed sac-like structure within a tissue that contains a liquid, gaseous, or semisolid substance (e. g. Baker's-cyst in the back of the knee)

**D** Decubitus, decubital – pressure damage, pressure sore

Derotation – correctional rotation

Detorsion – back rotation, correctional rotation (e. g. detorsion insole)

Dexter – right

Diagnosis, to diagnose – searching and finding a cause and details of disease

Digital – pertaining to finger or toe

Digitus – finger or toe

Dislocation, dislocate – shift, to shift

Distal – away, away from body

Distorsion – sprained, twisted (e. g. joints)

Dorsal – back side

Duroplast – synthetic material, which is, once it has hardened, not mouldable anymore by heat

**E** Endogenous – caused by inner reasons

Et – and

Exogenous – caused by outer reasons

Extension – stretching, extension of a body part

Extra – beyond

Extremities – limbs

**F** Fascia – covering around muscles and tendons

Femur – bone that extends from the pelvis to the knee

Fixation, fixed – position that cannot be altered passively

Flexion – bending a joint (opposite of extension)

Fracture – break in a bone

Frontal – to the front (front surface)

**G** Gibbus – curve in the spine causing a bump or hump on the back, strong kyphotic spine deformation

Gluteus, gluteal – buttocks muscle, pertaining to buttocks

Gocht manoeuvre – special technique to mold the plaster-cast for the ischium bar

Gonarthrosis, gonitis – inflammation of the knee joint

# Little ABC's of Orthopaedics

**H** Haematoma – bruise

Hallux – big toe

Hammer toe – flexed contraction position of a toe in the middle or end joint during dorsal tilting of the metacarpophalangeal joint

Heidelberg angle – AFO (ankle foot orthosis to lift the forefoot)

Hemi – half

Heterogenous – mixed combination, disparate

Hinge joint (*Articulatio ginglymus*) – single-axle joint (e. g. finger joint)

Hyper lordosis – lumbar lordosis, hollow back

Homogenous – uniform, congeneric

Hyper – prefix: more than the norm

Hypo – prefix: less than the norm

**I** Idiopathic – spontaneous, independent, starting without known reason (e. g. idiopathic scoliosis)

Immobilization, to immobilize – to prevent motion of a joint or segment

Incongruity, incongruent – mismatch, mismatched

Incontinence – inability to control urination or defecation

Indication, to indicate – advice, necessity, to advise, make something necessary

Infra – under or below

Initial – beginning

Insert – orthopaedic foot support, foot cushion for customized shoes

Instability, instable – missing stability, loose

Insufficiency, insufficient – functional weakness, inadequate

Interim treatment – temporary, tentative treatment before the final treatment

Irreversible – final, permanently

Ischium, ischial – seat bone, pertaining to the seat bone

Ischium bar – support point of the seat bone in prostheses or orthoses

**K** KBM (abbreviation) – Kondylen Bettung Münster

Knee cap – molded knee brace made of textile rubberlike fabric

Kyphosis – rather flat backward bent scoliosis

**L** Lesion – injury

Level Pelvis – aligned pelvis

Lateral – away from the center

Ligament, ligamentary – band of fibrous tissue connecting bones, concerning the ligaments

Longuette – oblong reinforcing material, usually several layers (e. g. plaster bandage)

Luxation, to luxate – sprain, to sprain

# Little ABC's of Orthopaedics

**M** Medial – inside, center, toward the mid-line

Metatarsal – long bones between the tarsal bones and the toes

Modular system – orthopaedic aid or prosthesis construction with various finished components (modular concept)

Morbus – disease, ailment

**N** Naviculare – short term for os naviculare = navicular bone of foot (or hand – scaphoid bone)

Necrosis – necrotic – dead tissue, mortified

Neuropathy, neuropathic – nervous disorder, nervous affection

**O** Oedema, oedematic – swelling, swollen

Orthosis – splint, brace device, corset, support

Orthopaedics – science of recognition and treatment of inherent or acquired defects of the musculoskeletal system (orthos = straight, right and paedia = childhood)

Orthoprosthesis – construction of a proximal orthotic element and a distal prosthetic element

Ossification, osseous – bone formation, bony

Osteomyelitis – infection of bone and bone marrow

Osteosynthesis – connection of two or more bones by means of metal plates, screws, nails or wires

**P** Pad – upholstering device in an orthosis or shoe

Palma, palmar – inner hand surface, pertaining to the inner hand surface

Palpation, to palpate – examination by touching with the hand

Paralysis, paralytic – loss of motor function, lame (only in the sense of limpness)

Paresis, paretic – loss of motor function (limp or spastic)

Patella – kneecap

Pathological – unnatural, abnormal, morbid

Pelvic obliquity – misaligned pelvis, asymmetrical pelvis height (e. g. caused by unequal leg length)

Periphery, peripheral – outer region, outside (e. g. peripheral arterial disease = PAD)

Peroneus, peroneal – retaining to the calf-bone (e. g. nervus peroneus communis)

Peroneus-spring – ankle-foot orthosis to lift and guide the foot in case of limpness/loss of control

Pes – foot

Pes adductus – forefoot inverted, adducted, medially misaligned forefoot-position

Pes calcaneus – walking on the heel (steep slope position of the forefoot)

Pes cavus – contracted foot (excessive longitudinal arch of the foot)

Pes equinus – pointed foot (excessive plantar flexion of the whole foot)

Pes equinus varus adductus – club foot (combined malposition of the foot)

Pes planus – flat foot (collapsed medial arch)

Pes planus valgus – knock-flat foot (collapsed medial arch with kinked lower ankle joint)

# Little ABC's of Orthopaedics

- P** **Plantar** – pertaining to the foot sole
- Poliomyelitis** – paralysis caused by the polio virus infecting the anterior horn cells of the spinal cord
- Pollex** – thumb
- Poly** – prefix: multi, several
- Post** – prefix: after, behind
- Posterior** – behind, toward the back of...
- Postoperative post op** – after surgery
- Pre** – prefix: before, prior to
- Pressure lesion** – surface damage of skin and tissue due to extensive pressure exposure
- Prevention** – precaution
- Prognosis, prognostic** – preview, expected
- Progredience, progredient** – progression (of disease), advancing
- progressive** – advancing
- Prominence, prominent** – protrusion, protruding
- Pronation** – rotation of hand or foot in long axis facing outwards or dorsally
- Prophylaxis, prophylactic** – prevention, preventive
- Prosthesis** – externally applied device used to replace wholly, or in part, an absent or deficient limb segment
- Proximal** – nearest to the trunk; towards the trunk
- Pseudo arthrosis** – non-union of a fractured bone
- PTB – (abbreviation)** – patella tendon bearing = patella tendon – load principle
- PTS – (abbreviation)** – PTB–supracondylar prosthesis = lower leg prosthesis, reaching over femurcondyles

- Q** **Quadriceps** – short for Musculus quadriceps = four headed muscle in the anterior thigh
- Quengel Hinged Brace** – joint bending or stretching brace with hinges

- R** **Radius** – spoke bone, one of the forearm bones
- Recidivism, recidiving** – relapse, recurrence (of a disease), relapsing
- Reclination, to reclinate** – backward tilt, to tilt backwards
- Redression, to redress** – to force or bend back
- Rehabilitation, to rehabilitate** – enabling persons with disabilities to reach and maintain their optimal sensory, intellectual, psychiatric and/or social functional levels
- Retroversion** – backward turn
- Reversible** – convertible
- Rotation, to rotate** – turn, turning



# Little ABC's of Orthopaedics

- S** **Sagittal** – following the arrow, straight direction
- Saddle joint (articulatio sellaris)** – double-axis joint (e. g. thumb saddle joint Carpometacarpal-I-joint)
- Shore-hardness** – measuring unit for the degree of hardness of elastic materials
- Sinister** – left
- Scoliosis, scoliotic** – lateral deviation of the spine and rotation of the vertebrae around the long axis of the spine
- Spasticity, spastic** – cramping, cramped
- Spina, spinal** – referring to the spine (vertebral column)
- Spondyle** – retaining to the spine (e. g. spondyle arthrosis = arthrosis of the vertebral joints)
- Subductus** – laying underneath (e. g. digitus subductus = toe, laying crossed underneath)
- Subluxation** – partial dislocation of a joint
- Superductus** – laying over (e. g. digitus sperductus = toe, laying over dorsally)
- Supination** – rotation of hand or foot around long axis with palm forward or foot inward
- Supination wedge** – medial or inner elevation of an orthopaedic insole
- Supra** – prefix: upper, above
- Swiss cam lock / Swiss lock system** – detention of a splint joint (e. g. of an orthotic brace)
- Symphysis** – pubic symphysis, midline cartilaginous pubic bone connection (synchondrosis)
- Symptom, symptomatic** – sign, Indication of a disease, indicating a disease
- Syndesmosis** – slightly movable articulation where the contiguous bony surfaces are united by an interosseous ligament
- Syndrome** – disease pattern
- Synostosis** – bony fusion between two bones

- T** **Talus** – bone that articulates with the tibia and fibula to form the ankle joint
- Tarsus, tarsal** – heel part of the foot, pertaining to the heel part of the foot
- Thermoplast** – plastic material re-shapeable under heat application
- Three-point-correction principle** – correctional therapy by leverage effect with surface pressure-application at three contact points
- Thomas splint** – a long leg relief splint that extends from a ring at the hip to beyond the foot, e. g. for aseptic hip joint necrosis
- Tonus** – tension condition of muscles
- Torsion** – twisting
- Trochanter** – muscle insertion point, bony protrusion lateral-proximally at the femur
- Tuber** – hunch, knob (e. g. tuber ischiadicum)
- Tuberosity** – bony protrusion, muscle insertion/fixation point

- U** **Ulna** – inner and longer of the two bones of the forearm

# Little ABC's of Orthopaedics

- V** **Valgus** – X-shaped joint alignment
- Varicosis** – disease of the veins, varication
- Varices** – distended veins
- Varus** – O-shaped joint alignment
- Ventral** – relating to or situated on or close to the abdomen; abdominal, front
- Vertex** – centre of a curve, maximum of a curve
- Volar** – relating to the palm of the hand
- V2A-steel** – stainless steel

- W** **Walking** – milling, softening, staking e. g. orthopaedic leather

Source: "Children's orthopaedic techniques by R. Bernbeck, J. Pramschiefer, H. D. Stolle", published by Thieme, Stuttgart

# Explanation of Symbols



Hand wash



30 °C normal wash



40 °C normal wash



60 °C normal wash



Do not iron



Do not bleach



No dry cleaning



Do not tumble dry



Spray disinfection

## Danger Symbols



Flame



Exclamation mark

# Index

3A2500 .....	98-99	60A8 .....	227
3A900 .....	215	60S2 .....	199
3A900/E1 .....	216	61A147 .....	229
10A22 .....	78	61A47 .....	228
10A23 .....	78, 219	150P1 .....	205
10A25 .....	78	166P36 .....	153
10A3 .....	75	451A1 .....	162
10A40 .....	72	451A2 .....	162
10A42 .....	69	452A1 .....	161
10A43 .....	69	452A2 .....	161
10A44 .....	79		
10A50 .....	70		
10A60 .....	71		
10A7 .....	83		
10A8 .....	77		
10A95 .....	74		
10S1 .....	202-203, 217		
10S4 .....	200		
11A12 .....	67		
11A15 .....	68		
11A17 .....	67		
13A2 .....	147		
15S2/W .....	189		
16A2 .....	51		
16A3 .....	195		
16A5 .....	195		
20A57 .....	179		
20A58 .....	179		
20A61 .....	173		
20L10 .....	135		
20L20 .....	135		
20S1 .....	192-193		
20S2 .....	192		
20S3 .....	192		
21L10 .....	137		
21L20 .....	137		
22A5/M5x16 .....	19, 243		
22A9 .....	79		
22L10 .....	139		
22L20 .....	139		
25A15 .....	174		
25A16 .....	174		
25A20 .....	168		
25A21 .....	168		
25A23 .....	169		
25A24 .....	169		
25A35 .....	176		
25L10 .....	136		
25L20 .....	136		
26A10 .....	159		
26L10 .....	138		
26L20 .....	138		
30A30 .....	50, 222		
30A31 .....	222		
30S1 .....	194		
30S2 .....	194		
30S3 .....	194		
30S4 .....	199		
31A2 .....	57		
40S1 .....	197		
40S2 .....	197		
40S3 .....	197		
48L10 .....	124		
48L20 .....	124		
50S1 .....	198-199		
50S2 .....	198		
50S3 .....	198		
50S4 .....	200		
60A147 .....	229		
60A42 .....	228		
60A47 .....	228		
60A52 .....	228		
60A7 .....	227		

## 3

- 3A2500/3 KINEGEN.stream Polycentr. Knee Joint ..... 98
- 3A900 KINEGEN.wave Polycentric Knee Joint with Lock215

## A

- Above-Knee Compression Stocking ..... 162
- Adjusting Device for Modular Prostheses -Aluminum-.. 72
- Ankle Block made of poplar wood ..... 57

## B

- Below-Knee Compression Stocking..... 161

## C

- Connection M36 for 4-arm-anchor (proximal) ..... 99
- ContexGel.basic ..... 135-136
- ContexGel.soft ..... 137-138
- ContexGel.soft+ ..... 139
- Cosmetic Soft Foam Cover ..... 227-229
- Cotton Stump Sock for BK-amputees ..... 168-169
- Countersunk Screw ..... 19, 243

## D

- Double Adapter..... 71
- Double Adapter -Aluminium-..... 70
- Double Adapter -Stainless Steel-..... 70
- Double Adapter -Titanium- ..... 70
- Dummy for Lamination Disc Series 200 ..... 193
- Dummy for Vacuum-Lock 30S4..... 199

## H

- Harder extension spring for 3A900 KINEGEN.wave..... 216

## L

- Lamination Disc, round or square -Aluminium- ..... 195
- Lamination Dummy..... 79
- Lamination Dummy for Lock Series 500 ..... 199
- Lock Series 200 ..... 192
- Lock Series 300 ..... 194
- Lock Series 400 ..... 197
- Lock Series 500 ..... 198
- Lock Unit Milling Cutter ..... 205

## N

- Nylon Stump Sock for AK-amputees..... 176
- Nylon Stump Sock for BK-amputees ..... 173

## P

- Patient Key ..... 203
- Push Button Extension ..... 202
- Push Button Extension extra long..... 202
- Pyramid Connection (proximal)..... 98

## S

- S.A.C.H.-Foot for Men with polymer core ..... 50, 222
- SACH Foot Adapter -Stainless Steel- ..... 51
- Sealing Plunger, Series 500 ..... 200
- Shuttle-Lock – water proof..... 189
- Shuttle-Lock Ersatzpin ..... 217
- Silencer..... 200
- SkinCareSil.soft..... 124
- Slide Adapter -Titanium-..... 69
- Slide Adapter, Ø 30 mm..... 69
- Slip-on aid..... 147
- Socket Adapter ..... 75
- Socket Adapter with Adjustment Core -Titanium-..... 83
- Socket Adapter with Rotation Adjustment ..... 74
- Socket Adapter, 4-Arm -Stainless Steel- ..... 77-78
- Socket Adapter, rotatable ..... 78, 219
- Spare Pin for Shuttle Lock 60S2..... 199
- Stump Sock StreifyDerm ..... 159

## T

- Terrycloth Stump Sock for AK-amputees..... 174
- Tube Clamp Adapter, 10° angle, Ø 30 mm ..... 67
- Tube Clamp Adapter, Ø 30 mm ..... 67-68

## V

- Vacuum-Valve ..... 200

## W

- Wave Cut Scissors ..... 153
- Wool Stump Sock, medium strong..... 179



Streifeneder  
ortho.production GmbH  
Moosfeldstrasse 10  
82275 Emmering  
Germany  
T +49 8141 6106-0  
F +49 8141 6106-70  
export@streifeneder.de  
www.streifeneder.com/op



5WE 2023-02